

Important information about Syndicate Reports and Accounts

Access to this document is restricted to persons who have given the certification set forth below. If this document has been forwarded to you and you have not been asked to give the certification, please be aware that you are only permitted to access it if you are able to give the certification.

The syndicate reports and accounts set forth in this section of the Lloyd's website, which have been filed with Lloyd's in accordance with the Syndicate Accounting Byelaw (No. 8 of 2005), are being provided for informational purposes only. The syndicate reports and accounts have not been prepared by Lloyd's, and Lloyd's has no responsibility for their accuracy or content. Access to the syndicate reports and accounts is not being provided for the purposes of soliciting membership in Lloyd's or membership on any syndicate of Lloyd's, and no offer to join Lloyd's or any syndicate is being made hereby. Members of Lloyd's are reminded that past performance of a syndicate in any syndicate year is not predictive of the related syndicate's performance in any subsequent syndicate year.

You acknowledge and agree to the foregoing as a condition of your accessing the syndicate reports and accounts. You also agree that you will not provide any person with a copy of any syndicate report and accounts without also providing them with a copy of this acknowledgment and agreement, by which they will also be bound.

Liberty Syndicate 4472

Annual Report and Financial Statements for the year ended
31 December 2019

Contents

	Page
Directors and Administration	3
Managing Agent's Report	4
Statement of Managing Agent's Responsibilities	10
Independent Auditor's Report	11
Income Statement: Technical Account - General Business	14
Income Statement: Non-Technical Account - General Business	15
Statement of Changes in Member's Balances	16
Statement of Financial Position - Assets	17
Statement of Financial Position - Liabilities	18
Statement of Cash Flows	19
Notes to the Financial Statements	20

Directors and Administration

Managing Agent

Liberty Managing Agency Limited

Directors

Keith Nicholson	Chairman & Independent Non-Executive Director
Matthew Moore	Chief Executive Officer & Executive Director
Philip Hobbs	Chief Underwriting Officer & Executive Director
Steven McMurray	Chief Financial Officer & Executive Director
Nigel Davenport	Non-Executive Director
Graham Brady	Chief Risk Officer & Executive Director
Jane Warren	UK Legal Entities Managing Director & Executive Director
Christopher Hanks	Independent Non-Executive Director
Richard Reid	Independent Non-Executive Director

Company Secretary

Gina Tighe

Managing Agent's Registered Office

20 Fenchurch Street
London
EC3M 3AW

Managing Agent's Registered Number

3003606

Active Underwriter

Peter Smith

Investment Managers

Liberty Mutual Group Asset Management Inc.

Registered Auditor

Ernst & Young LLP
25 Churchill Place
Canary Wharf
London
E14 5EY

Managing Agent's Report

The Directors of the Managing Agent present their report for Syndicate 4472 for the year ended 31 December 2019. The Syndicate's Managing Agent is a company registered in England and Wales.

Principal activity and review of the business

The Syndicate's principal activity is the transaction of general insurance and reinsurance business. Syndicate 4472 trades through the Lloyd's worldwide licences and rating. Lloyd's has an A (Excellent) rating from A.M. Best, A+ (Strong) rating from S&P and AA- (Very strong) rating from Fitch.

There have not been any significant changes to the syndicate's principal activity during the year.

The Managing Agent is wholly owned by Liberty Mutual Group Incorporated, a diversified global insurer. The group offers a wide range of insurance products and services to meet the needs of individuals, families and businesses. Functionally, the Group conducts substantially all of its business through two business units: Global Retail Markets and Global Risk Solutions. The syndicate operates as part of the Liberty Specialty Markets (LSM) segment within the Global Risk Solutions business unit.

Underwriting performance

The syndicate's underwriting result after expenses and excluding investment return, amounted to a loss of \$82.9m (2018: \$14.4m profit) and the combined ratio increased to 108% (2018: 99%).

Overall, the result for the calendar year was a profit of \$165.2m (2018: \$9.1m loss) driven by an investment return of \$239.3m offset by natural catastrophes and large losses compounded by adverse impacts on our liability book of business from US social inflation.

	2019	2018
	\$m	\$m
Gross Premiums Written	1,687.2	1,837.7
Net Earned Premium	1,094.3	1,028.7
Underwriting Result	(82.9)	14.4
Profit/(loss) for the Financial Year	165.2	(9.1)
Claims ratio %	75%	60%
Expense Ratio %	33%	39%
Combined Ratio %	108%	99%

^① The combined ratio is the sum of the ratios of net operating expenses and net incurred claims to net earned premiums. A combined ratio of less than 100% represents an underwriting profit. In calculating the claims, commission and expense ratios foreign exchange gains and losses have been excluded.

Gross written premiums in 2019 fell by 8%. This was due to the renewal of some lines of business on LSM's company platform, Liberty Mutual Insurance Europe SE (LMIE) rather than by the syndicate. Despite the transfer of some European business to LMIE, predominantly from within reinsurance classes, Syndicate 4472 successfully sought out new opportunities in two of its most profitable lines, London Market Risks and Treaty Property.

The syndicate's underwriting result for 2019 represents a deterioration of \$97.3m on 2018 due to an increase in net incurred claims of \$200.9m. 2019 loss experience is a mixture of large losses including deterioration on our liability portfolio and on a number of catastrophe losses. Typhoons Hagibis and Faxai were two significant 2019 events for syndicate 4472. The prior years experienced adverse development on Typhoon Jebi albeit offset in part by reserve releases on Typhoon Manghut and Hurricanes Harvey, Irma and Maria.

The improved performance of the syndicate's investment portfolios in 2019 generated an incremental return of \$228.0m and was the major contributor to the overall profit for the financial year. The fall in risk free rates together with the narrowing credit spreads generated significant unrealised gains for the syndicate's fixed income portfolios.

Managing Agent's Report (continued)

Underwriting performance (continued)

The syndicate ceded less business to reinsurers in 2019. In 2018, Syndicate 4472 entered into a loss portfolio transfer arrangement (LPTA) with syndicate 1980. No additional reinsurance costs associated with the LPTA were incurred in 2019. The reduction in ceded premiums has had the effect of increasing the syndicate's earned retention ratio from 53% to 63%. The ratio of gross earned to gross written premiums of 103% is consistent with the prior year ratio of 106%.

Net operating costs have dropped predominantly due a reduction in indirect costs being allocated to the syndicate due to a higher volume of business being written in LMIE. Operating costs continue to be closely monitored and managed.

There is no profit commission due on the closure of the 2017 year of account.

Review of financial position

Total assets and liabilities have increased by \$351m. On the asset side, this is largely driven by an uplift in the Reinsurers' share of technical provisions of \$316.9m which is due to quota share arrangements that have moved in tandem with expected losses. There is also an increase in overseas deposits of \$12.7m and cash of \$64.8m which is offset by a fall in financial investments of \$88.7m due to the release of surplus capital as part of the coming-into-line exercise.

On the liability side, there has been an increase in Gross technical provisions of \$167.3m attributable to incurred but not reported losses of catastrophe events such as Typhoon Hagibis and the deterioration on the liability book. Other creditors have also increased by \$141.4m due to unsettled investment trades as at the balance sheet date and movements in intercompany balances.

Investment performance

Overall, total investment return increased to \$239.3m (2018: \$11.3m) driven by the fall of US yield curves in the early part of the year. The investment portfolio is heavily weighted to US Dollars by virtue of the syndicate writing a US Dollar dominant book of business.

Total investment income, including net gains on the realisation of investments, increased year on year to \$123.4m (2018: \$113.2m). Net unrealised gains/losses on investments rose from a net loss of \$96.8m to a net gain of \$120.8m.

Foreign exchange losses

Foreign exchange gains of \$8.8m (2018: loss of \$34.8m) were driven by the weakening of USD against GBP. The USD/GBP exchange rate closed the year at £1=\$0.75 having started at £1=\$0.79 which, as a result of the syndicate net assets being held principally in US Dollars, has generated the exchange gains.

Principal risks and uncertainties

The principal risks and uncertainties facing the syndicate are grouped as intrinsic, operational or other risks. Intrinsic risk incorporates insurance risk, market risk, credit risk and liquidity risk. Other risk includes group risk and strategic risk.

The objective of the syndicate's risk management activities is to enable it to engage with risks in a controlled fashion that is consistent with the Board's appetite and its available capital capacity while retaining the ability to implement its long term business plans and meet its obligations to policyholders.

Managing Agent's Report (continued)

Principal risks and uncertainties (continued)

Intrinsic risk

Insurance risk

Insurance risk incorporates premium risk and reserve risk. Premium risk is the variation of underwriting results from plan for reasons other than operational or insurance counterparty risk. This is influenced by the frequency and severity of claims events.

Principal risks and uncertainties (continued)

Insurance Risk (continued)

Premium risk is mitigated through the use of a diversified business plan operating within Board risk appetites and supported through the syndicate's control environment, including underwriting controls. Reinsurance is utilised to mitigate against exposure to individual events.

Reserve risk is the variation in policyholder reserves for prior accident years required for reasons other than operational or insurance counterparty risk. This is influenced by uncertainty in the notification of claims and value of claims paid.

Reserve risk is mitigated through the use of detailed analysis reviewed by the Reserving Committee which reports into the CFO Committee. There is regular assessment of the results of actuarial studies, claims analysis, underwriting reviews and benchmarking exercises. In addition, business plans are developed to ensure that the long term reserve profile of the syndicate remains stable.

Market risk

Market risk is the risk of fluctuations in net asset value due to the volatility or level of financial variables impacting primarily the value of fixed income securities and private equity funds and the discounted value of net liabilities.

The principal causes of market risk are:

- Interest rate risk: The risk of fluctuations in net asset value due to movements in the term structure of the risk free rate.
- Spread risk: The risk from the widening of the spread over the "risk free" yield curve.
- Credit risk: comprises
 - Default risk: The risk that a bond defaults and we recover less than the full valuation of the bond.
 - Migration risk: The risk that the credit rating of a bond moves to a lower rating before maturity. Bonds that migrate will experience changes in valuations due to the use of yield curves based on different ratings.
- Private equity risk: The risk of fluctuations in net asset value due to the volatility in the valuation of the private equity funds.
- Currency risk: The risk of fluctuations in net asset value due to changes in the level and volatility of currency exchange rates and mismatches between the assets and liabilities.
- Asset concentration risk: The risk of an exposure having the potential to result in significant large losses.

Managing Agent's Report (continued)

Principal risks and uncertainties (continued)

Market Risk (continued)

Market risk is mitigated through the use of a diversified investment strategy operating within Board risk appetites and operationalised through the investment guidelines.

A Market and Liquidity Risk Policy exists that sets out the assessment and determination of what constitutes market risk for the syndicate. The policy details how the syndicate measures, monitors and mitigates the potential market risks posed by the investment portfolio. Compliance with the policy is monitored with exposures and any breaches reported to the Investment Committee and the Risk Committee. The policy is reviewed regularly for pertinence and for changes in the risk environment.

The measurement, monitoring and reporting of market risk takes into account the profile of the net technical provisions and is reflective of the financial risk caused by the interaction of the assets and liabilities.

Credit risk

Credit risk is the risk of financial change in value due to actual credit losses deviating from expected credit losses due to the failure of another party to meet its contractual debt obligations. The principal source of credit risk arises from the inability of reinsurers to meet their contractual obligations as they become due.

Credit risk is mitigated through controls encompassing due diligence and continued monitoring to ensure the appropriate selection of counterparties and Board risk appetites to prevent inappropriate credit risk concentrations.

Liquidity risk

Liquidity risk is the probability of loss arising from situations where the syndicate either has insufficient cash to meet its financial obligations or is required to sell assets below their fair value to meet cash demands.

Liquidity risk is mitigated through the use of asset-liability modelling and through the maintenance of a diversified and appropriately liquid portfolio of assets.

Operational risk

Operational risk is the risk of loss to the syndicate resulting from the inadequate or failed internal processes, people and systems, or from external events. Operational risk also includes reputational risk and conduct risk.

Operational risk is mitigated through the use of the three lines of defence model in conjunction with a system of documented, monitored and tested internal controls.

Other risks

Group risk

Group risk is the risk of loss to the syndicate arising from its membership of both Liberty Mutual Group and Liberty Specialty Markets.

Group risk is mitigated through the monitoring of Liberty Mutual Group's financial strength and business strategy developments. In addition, the chairman of any committee reviewing risk information ensures that due attention is given to each legal entity within Liberty Specialty Markets, even in times of stress to one entity.

Managing Agent's Report (continued)

Principal risks and uncertainties (continued)

Other risks (continued)

Strategic risk

Strategic risk is the risk of loss to the syndicate arising from key business decisions, improper implementation of decisions or lack of responsiveness to industry changes.

Strategic risk is mitigated through the development and implementation of the syndicate's strategy and through controls relating to the development of new business opportunities.

These risks are covered in substantial detail in Note 14 to the financial statements.

Directors

The current Directors are listed on page 3. Directors who held office between 1 January 2019 and the date of signing the financial statements were:

Keith Nicholson	Chairman & Independent Non-Executive Director
Matthew Moore	Chief Executive Officer & Executive Director
Philip Hobbs	Chief Underwriting Officer & Executive Director
Steven McMurray	Chief Financial Officer & Executive Director (appointed 1 October 2019)
Nigel Davenport	Non-Executive Director
Graham Brady	Chief Risk Officer & Executive Director (appointed 27 February 2019)
Jane Warren	UK Legal Entities Managing Director & Executive Director (appointed 11 June 2019)
Christopher Hanks	Independent Non-Executive Director
Richard Reid	Independent Non-Executive Director

None of the Directors has any participation on the syndicate.

Future Developments

LSM is committed to syndicate 4472 writing sustainable, profitable business whilst meeting the expectations of our customers and our stakeholders. The Lloyd's market remains highly competitive, but there are encouraging indicators that the market cycle is turning positively with a hardening of rates in several key sectors. LSM will continue to take advantage of opportunities both within Lloyd's and the company market.

The UK left the European Union on 31 January 2020 ("Brexit"). The UK Government has imposed a deadline of 31 December 2020 to conclude negotiations with the European Union to establish a framework for new trade deals post Brexit and, as a consequence, UK economic growth is exposed to considerable uncertainty. In response to Brexit and the threat to Lloyd's business written in EU member states, Lloyd's set up a subsidiary insurance and reinsurance company incorporated in Belgium (Lloyd's Insurance Company S.A.). The company is capitalised according to the Solvency II standard formula and benefits from the same financial ratings as the Lloyd's market. It will enable Lloyd's underwriters to continue to access risks located in EEA countries.

Lloyd's announced in 2018 that it was intending to transfer all European Economic Area business to Lloyd's Insurance Company S.A. before the end of 2020. In order to achieve contract continuity, Lloyd's will transfer all remaining affected policies (comprising all relevant non-life direct EEA insurance and inwards German reinsurance business that has been written by the Lloyd's market between 1993 and 2020). This will be undertaken via an insurance business transfer under Part VII of the UK's Financial Services and Markets Act 2000 (the Part VII transfer) and is scheduled to take place in 2020.

Managing Agent's Report (continued)

Future Developments (continued)

Liberty Managing Agency Limited is authorised to underwrite EU risks on behalf of Lloyd's Insurance Company S.A., and those risks are in turn reinsured by syndicate 4472. In addition, Liberty Specialty Markets has established an intermediary coverholder, Liberty Specialty Markets Europe S.a.r.l. in Luxembourg ("LSME"), which acts on behalf of syndicate 4472.

LSM's strategy is closely aligned to our brand promise to transform into a high performing financial services company whilst committing to help people prosper. Growth opportunities will be sought where market conditions and opportunities allow. Enhanced data and analytics will be used to drive superior underwriting performance whilst operating in a way that delivers a sustainable and competitive expense ratio. Market conditions and underwriting cycle management are also central to this strategy. The remaining elements of the strategy are the careful management of costs coupled with a desire to reduce complexity and to improve efficiencies.

Auditors

Disclosure of Information to the Auditors


In the case of each of the persons who are Directors of the Managing Agent at the time the report was approved:

- So far as the director is aware, there is no relevant audit information, being information needed by the syndicate auditor in connection with the auditor's report, of which the auditor is unaware; and
- Having made enquiries of fellow directors of the Managing Agent and the syndicate's auditor, each director has taken all the steps that he or she ought to have taken as a director to become aware of any relevant audit information and to establish that the syndicate's auditor is aware of that information.

Auditors

Ernst & Young LLP have indicated their willingness to continue in office as the syndicate's auditors.

On behalf of the Board


.....
Steven McMurray
Director
London

5 March 2020

Statement of Managing Agent's Responsibilities

The Managing Agent is responsible for preparing the syndicate annual report and accounts and Managing Agent's Report in accordance with applicable laws and regulations.

The Insurance Accounts Directive (Lloyd's Syndicate and Aggregate Accounts) Regulations 2008 require the Managing Agent to prepare Syndicate annual accounts at 31 December each year in accordance with United Kingdom Generally Accepted Accounting Practice (United Kingdom Accounting Standards and applicable law). The syndicate annual accounts are required by law to give a true and fair view of the state of affairs of the syndicate as at that date and of its profit or loss for that year.

In preparing the syndicate annual accounts, the Managing Agent is required to:

- select suitable accounting policies and then apply them consistently;
- make judgements and estimates that are reasonable and prudent;
- state whether applicable UK accounting standards have been followed, subject to any material departures disclosed and explained in the annual accounts; and
- prepare the syndicate annual accounts on the basis that the syndicate will continue to write future business unless it is inappropriate to presume that the syndicate will do so.

The Managing Agent is responsible for keeping proper accounting records which disclose with reasonable accuracy at any time the financial position of the syndicate and enable it to ensure that the syndicate annual accounts comply with the 2008 Regulations. It is also responsible for safeguarding the assets of the syndicate and hence for taking reasonable steps for prevention and detection of fraud and other irregularities.

The Managing Agent is responsible for the maintenance and integrity of the corporate and financial information included on the business' website. Legislation in the United Kingdom governing the preparation and dissemination of annual accounts may differ from legislation in other jurisdictions.

Independent Auditor's Report

to the member of Syndicate 4472

Opinion

We have audited the syndicate annual accounts of Syndicate 4472 ('the Syndicate') for the year ended 31 December 2019 which comprise the Income Statement, the Statement of Changes in Members' Balances, the Statement of Financial Position, the Statement of Cash Flows and the related notes 1 to 18, including a summary of significant accounting policies. The financial reporting framework that has been applied in their preparation is applicable law and United Kingdom Accounting Standards including FRS 102 'The Financial Reporting Standard applicable in the UK and Republic of Ireland' and FRS 103 'Insurance Contracts' (United Kingdom Generally Accepted Accounting Practice).

In our opinion, the syndicate annual accounts:

- give a true and fair view of the syndicate's affairs as at 31 December 2019 and of its profit for the year then ended;
- have been properly prepared in accordance with United Kingdom Generally Accepted Accounting Practice; and
- have been prepared in accordance with the requirements of The Insurance Accounts Directive (Lloyd's Syndicate and Aggregate Accounts) Regulations 2008.

Basis for opinion

We conducted our audit in accordance with International Standards on Auditing (UK) (ISAs (UK)) and applicable law. Our responsibilities under those standards are further described in the Auditor's responsibilities for the audit of the syndicate annual accounts section of our report below. We are independent of the syndicate in accordance with the ethical requirements that are relevant to our audit of the syndicate annual accounts in the UK, including the FRC's Ethical Standard, and we have fulfilled our other ethical responsibilities in accordance with these requirements.

We believe that the audit evidence we have obtained is sufficient and appropriate to provide a basis for our opinion.

Conclusions relating to going concern

We have nothing to report in respect of the following matters in relation to which the ISAs (UK) require us to report to you where:

- the directors of the managing agent's use of the going concern basis of accounting in the preparation of the syndicate annual accounts is not appropriate; or
- the directors of the managing agent has not disclosed in the syndicate annual accounts any identified material uncertainties that may cast significant doubt about the syndicate's ability to continue to adopt the going concern basis of accounting for a period of at least twelve months from the date when the syndicate annual accounts are authorised for issue.

Other information

The other information comprises the information included in the annual report, other than the syndicate annual accounts and our auditor's report thereon. The directors of the managing agent are responsible for the other information.

Our opinion on the syndicate annual accounts does not cover the other information and, except to the extent otherwise explicitly stated in this report, we do not express any form of assurance conclusion thereon.

Independent Auditor's Report

Other information (continued)

In connection with our audit of the syndicate annual accounts, our responsibility is to read the other information and, in doing so, consider whether the other information is materially inconsistent with the syndicate annual accounts or our knowledge obtained in the audit or otherwise appears to be materially misstated. If we identify such material inconsistencies or apparent material misstatements, we are required to determine whether there is a material misstatement in the syndicate annual accounts or a material misstatement of the other information. If, based on the work we have performed, we conclude that there is a material misstatement of the other information, we are required to report that fact.

We have nothing to report in this regard.

Opinions on other matters prescribed by The Insurance Accounts Directive (Lloyd's Syndicate and Aggregate Accounts) Regulations 2008

In our opinion, based on the work undertaken in the course of the audit:

- the information given in the managing agent's report for the financial year in which the syndicate annual accounts are prepared is consistent with the syndicate annual accounts; and
- the managing agent's report has been prepared in accordance with applicable legal requirements.

Matters on which we are required to report by exception

In the light of the knowledge and understanding of the syndicate and its environment obtained in the course of the audit, we have not identified material misstatements in the managing agent's report.

We have nothing to report in respect of the following matters where The Insurance Accounts Directive (Lloyd's Syndicate and Aggregate Accounts) Regulations 2008 requires us to report to you, if in our opinion:

- the managing agent in respect of the syndicate has not kept adequate accounting records; or
- the syndicate annual accounts are not in agreement with the accounting records; or
- certain disclosures of the managing agents' emoluments specified by law are not made; or
- we have not received all the information and explanations we require for our audit.

Responsibilities of the directors of the managing agent

As explained more fully in the Statement of Managing Agent's Responsibilities as set out on page 10, the managing agent is responsible for the preparation of the syndicate annual accounts and for being satisfied that they give a true and fair view, and for such internal control as the managing agent determines is necessary to enable the preparation of the syndicate annual accounts that are free from material misstatement, whether due to fraud or error.

In preparing the syndicate annual accounts, the managing agent is responsible for assessing the syndicate's ability to continue in operation, disclosing as applicable, matters related to its ability to continue in operation and using the going concern basis of accounting unless the managing agent either intends to cease to operate the syndicate, or has no realistic alternative but to do so.

Independent Auditor's Report

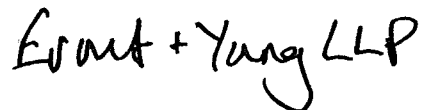
Auditor's responsibilities for the audit of the syndicate annual accounts

Our objectives are to obtain reasonable assurance about whether the syndicate annual accounts as a whole are free from material misstatement, whether due to fraud or error, and to issue an auditor's report that includes our opinion. Reasonable assurance is a high level of assurance, but is not a guarantee that an audit conducted in accordance with ISAs (UK) will always detect a material misstatement when it exists. Misstatements can arise from fraud or error and are considered material if, individually or in the aggregate, they could reasonably be expected to influence the economic decisions of users taken on the basis of these syndicate annual accounts.

A further description of our responsibilities for the audit of financial statements is located on the Financial Reporting Council's website at <https://www.frc.org.uk/auditorsresponsibilities>. This description forms part of our auditor's report.

Use of our report

This report is made solely to the syndicate's members, as a body, in accordance with The Insurance Accounts Directive (Lloyd's Syndicate and Aggregate Accounts) Regulations 2008. Our audit work has been undertaken so that we might state to the syndicate's members those matters we are required to state to them in an auditor's report and for no other purpose. To the fullest extent permitted by law, we do not accept or assume responsibility to anyone other than the syndicate and the syndicate's members as a body, for our audit work, for this report, or for the opinions we have formed.



Robert Bruce (Senior statutory auditor)
for and on behalf of Ernst & Young LLP, Statutory Auditor
London

5 March 2020

Income Statement: Technical Account - General Business

for the year ended 31 December 2019

	Notes	2019 \$m	2018 \$m
Gross premiums written	2	1,687.2	1,837.7
Outward reinsurance premiums		(645.0)	(912.2)
Net premiums written		1,042.2	925.5
Change in provision for unearned premiums:			
Gross amount	12	46.5	106.6
Reinsurers' share	12	5.6	(3.4)
Change in net provision for unearned premiums		52.1	103.2
Earned premiums, net of reinsurance		1,094.3	1,028.7
Allocated investment return transferred from the non-technical account	7	158.5	14.5
Claims incurred, net of reinsurance:			
Claims paid			
Gross amount		(1,300.7)	(1,236.7)
Reinsurers' share		364.3	409.9
Net claims paid		(936.4)	(826.8)
Change in the provision for claims			
Gross amount	13	(178.7)	(53.0)
Reinsurers' share	13	299.5	265.1
Change to the net provision for claims		120.8	212.1
Claims incurred, net of reinsurance		(815.6)	(614.7)
Net operating expenses	3	(361.6)	(399.6)
Balance on the general business technical account		75.6	28.9

All the amounts above are in respect of continuing operations.

Income Statement: Non-Technical Account - General Business

for the year ended 31 December 2019

	Notes	2019 \$m	2018 \$m
Balance on the general business technical account		75.6	28.9
Investment income	7	123.4	113.2
Unrealised gains/(losses) on investments	7	120.8	(96.8)
Investment expenses and charges	7	(4.9)	(5.1)
Allocated investment return transferred to the general business technical account		(158.5)	(14.5)
Foreign exchange gains/(losses)		8.8	(34.8)
Profit/(loss) for the financial year		165.2	(9.1)

There are no other comprehensive income or expense other than those reported in the Income Statement, thus no Statement of Comprehensive Income has been prepared.

Statement of Changes in Member's Balances

for the year ended 31 December 2019

	Notes	2019 \$m	2018 \$m
Balance due to member brought forward at 1 January		1,046.2	1,141.8
Profit/(loss) for the financial year		165.2	(9.1)
Net release of funds in syndicate		(127.4)	(86.5)
Balance due to member carried forward at 31 December		1,084.0	1,046.2

Statement of Financial Position - Assets

as at 31 December 2019


	Notes	2019 \$m	2018 \$m
Investments			
Financial investments	8	3,841.4	3,930.1
Reinsurers' share of technical provisions			
Claims outstanding	13	1,326.9	1,018.6
Provision for unearned premiums	12	261.9	253.3
Total		1,588.8	1,271.9
Debtors			
Debtors arising out of direct insurance operations		263.4	261.9
Debtors arising out of reinsurance operations		653.8	622.5
Other Debtors		26.0	0.9
		943.2	885.3
Other assets			
Cash at bank and in hand		105.1	40.3
Other assets	10	98.8	86.1
		203.9	126.4
Prepayments and accrued income			
Accrued interest		23.2	27.4
Deferred acquisition costs	9	177.4	183.7
Other prepayments and accrued income		0.7	2.4
		201.3	213.5
Total Assets		6,778.6	6,427.2

Statement of Financial Position - Liabilities

as at 31 December 2019

	Notes	2019 \$m	2018 \$m
Members' balances			
Profit and loss account		1,084.0	1,046.2
Technical provisions			
Claims outstanding	13	4,199.6	3,989.3
Provision for unearned premiums	12	796.7	839.7
		4,996.3	4,829.0
Creditors			
Creditors arising out of direct insurance operations		9.2	5.3
Creditors arising out of reinsurance operations		354.5	363.3
Other creditors		238.2	96.8
		601.9	465.4
Accruals and deferred income		96.4	86.6
Total Liabilities		6,778.6	6,427.2

The annual accounts on pages 14 to 49 were approved by the Board of Liberty Managing Agency Limited and were signed on its behalf by


.....
Steven McMurray
Director

5 March 2020

Statement of Cash Flows

for the year ended 31 December 2019

	Notes	2019 \$m	2018 \$m
Cash flows from operating activities			
Operating result		165.2	(9.1)
Increase/(decrease) in gross technical provisions		167.3	(123.1)
(Increase) in reinsurers' share of gross technical provisions		(316.9)	(248.4)
(Increase)/decrease in debtors		(45.7)	430.4
Increase/(decrease) in creditors		146.3	(401.0)
(Decrease) in other assets		(12.7)	(6.7)
Investment return		(239.3)	(11.3)
Foreign exchange		(72.0)	(5.5)
<i>Net cash flows from operating activities</i>		(207.8)	(374.7)
Cash flows from investing activities			
Purchase of equity and debt instruments		(4,021.3)	(3,827.2)
Sale of equity and debt instruments		4,302.2	4,087.2
Investment income received		119.7	89.5
Other		(5.6)	-
<i>Net cash flows from investing activities</i>		395.0	349.5
Cash flows from financing activities			
Distribution of closed year profits		31.5	(44.7)
Collection of closed year losses/cash injections to Funds in Syndicate		-	-
Closed year profits released to member	16.2	(158.9)	(41.8)
<i>Net cash flows from financing activities</i>		(127.4)	(86.5)
Net increase/(decrease) in cash and cash equivalents		59.8	(111.7)
Cash and cash equivalents at beginning of year		68.5	181.6
Foreign exchange on cash and cash equivalents		(0.5)	(1.4)
Cash and cash equivalents at end of year		127.8	68.5
Cash at bank and in hand		105.1	40.3
Short term deposits with credit institutions		22.7	28.2
Cash and cash equivalents at end of year	11	127.8	68.5

Notes to the Financial Statements

1. Accounting Policies

1.1. Statement of compliance

Syndicate 4472 is the vehicle on which (re)insurance business is conducted at Lloyd's on behalf of the corporate capital provider, Liberty Corporate Capital Limited (LCCL). The syndicate is managed by Liberty Managing Agency Limited (LMAL). Registered details for the managing agent can be found on page 3. The financial statements cover those of the syndicate and are prepared as at, and for the year ended, 31 December 2019.

The financial statements have been prepared in compliance with FRS 102 and FRS 103, being the applicable UK GAAP accounting standards, and in accordance with The Insurance Accounts Directive (Lloyd's Syndicate and Aggregate Accounts) Regulations 2008 (The Regulations 2008), and where appropriate the provisions of Schedule 3 of the Large and Medium-sized Companies and Groups (Accounts and Reports) Regulations 2008 (The Regulations) relating to insurance companies.

The financial statements are prepared under the historical cost convention except for financial investments which are measured at fair value.

1.2. Basis of preparation

The financial statements for the year ended 31 December 2019 were approved for issue by the Board of Directors on 5 March 2020.

The financial statements are prepared in United States Dollar (USD) which is the presentation and functional currency of the syndicate and rounded to the nearest \$0.1m.

As permitted by FRS 103 the syndicate has continued to apply the accounting policies that existed prior to this standard for its insurance contracts.

The syndicate has elected to apply paragraph 6.3 of FRS 103 to claims development triangles where the syndicate need not disclose information that occurred earlier than five years before the end of the first financial year in which this FRS applies, building up to 10 years of development with the introduction of each future period.

The accounting policies set out below have, unless otherwise stated, been applied consistently to all periods presented in these financial statements.

1.3. Judgements and key sources of estimation uncertainty

The preparation of the financial statements requires management to make judgements, estimates and assumptions that affect the amounts reported for assets and liabilities as at the balance sheet date and the amounts reported for revenues and expenses during the year. However, the nature of estimation means that actual outcomes could differ from those estimates.

Notes to the Financial Statements (continued)

1. Accounting Policies (continued)

1.3. Judgements and key sources of estimation uncertainty (continued)

1.3.1. Technical provisions

For insurance contracts, estimates have to be made both for the expected ultimate cost of claims reported at the reporting date and for the expected ultimate cost of claims incurred, but not yet reported, at the reporting date (IBNR). It can take a significant period of time before the ultimate claims cost can be established with certainty and for some type of policies, IBNR claims form the majority of the liability in the statement of financial position.

The ultimate cost of outstanding claims is estimated by using a range of standard actuarial claims projection techniques, such as Chain Ladder and Bornhuetter-Ferguson methods. The main assumption underlying these techniques is that past claims development experience can be used to project future claims development and hence ultimate claims costs. As such, these methods extrapolate the development of paid and incurred losses based on the observed development of earlier years and expected loss ratios. Historical claims development is mainly analysed by underwriting years by significant lines of business. Large / Catastrophe claims are usually separately addressed, either by being reserved at the face value of loss adjuster estimates or separately projected in order to reflect their future development. In most cases, no explicit assumptions are made regarding future rates of claims inflation or loss ratios. Instead, the assumptions used are those implicit in the historical claims development data on which the projections are based. Additional qualitative judgement is used to assess the extent to which past trends may not apply in future, (e.g. to reflect one-off occurrences, changes in external or market factors such as public attitudes to claiming, economic conditions, levels of claims inflation, judicial decisions and legislation, as well as internal factors such as portfolio mix, policy features and claims handling procedures) in order to arrive at the estimated ultimate cost of claims that present the likely outcome from the range of possible outcomes, taking account of all the uncertainties involved.

Similar judgements, estimates and assumptions are employed in the assessment of ultimate premiums.

Further details are given in Note 14.

1.3.2. Estimates of future premiums

For certain insurance contracts, premium is initially recognised based on estimates of ultimate premiums. These estimates are judgemental and could result in misstatements of revenue recorded in the financial statements. The main assumption underlying these estimates is that past premium development can be used to project future premium development.

1.3.3. Fair value of financial assets determined using valuation techniques

Where the fair value of financial assets recorded in the statement of financial position cannot be derived from active markets, they are determined using a variety of valuation techniques that include the use of discounted cash flow models and/or other mathematical models. The inputs from these models are derived from observable market data where possible, but where observable market data are not available, judgment is required to establish fair values. For fixed-income and asset-backed securities the judgments include considerations for liquidity risk, credit risk, and prepayment rates.

For discounted cash flow analysis, estimated future cash flows and discount rates are based on current market information and rates applicable to financial instruments with similar yields, credit quality and maturity characteristics. Estimated future cash flows are influenced by factors such as economic conditions (including country specific risks), concentrations of specific industries and market liquidity. Discount rates are influenced by risk-free interest rates and credit risk.

Changes in the assumptions about these factors could affect the reported fair value of the financial instruments. Further details are given in Note 8.

Notes to the Financial Statements (continued)

1. Accounting Policies (continued)

1.4. Significant accounting policies

1.4.1. Financial investments

As permitted by FRS 102, the syndicate has elected to apply the recognition and measurement provisions of IAS 39 Financial Instruments: recognition and measurement (as adopted for use in the EU) to account for all of its financial instruments.

The syndicate classifies its financial assets into the following categories: Redeemable fixed interest securities, deposits with credit institutions and shares and other variable yield securities. All of these assets are classified as fair value through profit and loss.

The syndicate determines the classification of its financial assets on initial recognition.

Financial assets at fair value through profit or loss

Redeemable debt securities and other fixed-income securities are classified as fair value through profit or loss and are initially measured at fair value. Subsequent to initial recognition, these investments are re-measured at fair value at each reporting date. Fair value adjustments and realised gains and losses are recognised in the income statement.

Deposits with credit institutions are also classified at fair value through profit or loss and are held at cost as the best measure for fair value. These typically consist of callable on-demand deposits with very short maturities, which are not always held to maturity, and cash letters of credit (LOCs).

Shares and other variable yield securities and units in unit trusts consist of collective investment schemes and private equity investments. These are also designated on initial recognition as an asset to be measured at fair value with fair value changes recognised in profit or loss account at subsequent reporting periods. Realised gains and losses are also recognised through profit and loss account.

Offsetting of financial instruments

Financial assets and financial liabilities are offset and the net amount is reported in the statement of financial position if, and only if there is a current enforceable legal right to offset the recognised amounts and there is an intention to settle on a net basis, realise the assets and settle the liabilities simultaneously.

1.4.2. Cash and cash equivalents

Cash and cash equivalents includes cash at bank and in hand as well as short-term deposits with credit institutions. These consist of collateralised cash LOCs with a restriction of one month or less and highly liquid short-term investments with maturity of less than 90 days from the date of acquisition.

Cash at bank and in hand on the statement of financial position includes only cash and balances at central banks and loans and advances to banks repayable on demand.

Note 11 to the cash flow statement however discloses both cash at bank as well as short-term deposits with credit institutions.

Notes to the Financial Statements (continued)

1. Accounting Policies (continued)

1.4. Significant accounting policies (continued)

1.4.3. Fair value of financial assets

The syndicate uses the following hierarchy for determining the fair value of financial instruments by valuation technique:

- Level 1: the unadjusted quoted prices in active market for identical assets or liabilities. Quoted in an active market in this context means quoted prices are readily and regularly available and those prices represent actual and regularly occurring market transactions on an arm's length basis. The quoted price is usually the bid price.
- Level 2: when quoted prices are unavailable the instrument is valued using inputs that are observable either directly or indirectly including quoted prices for similar assets or liabilities in active markets, quoted prices for identical or similar assets or liabilities in inactive markets.
- Level 3: when observable inputs are not available, unobservable inputs are used to measure fair value by use of valuation techniques. The objective of using the valuation technique is to estimate what the fair value would have been on the measurement date.

Note 8 illustrates the fair value hierarchy as applied to the syndicate's financial assets.

A financial asset or, when applicable, a part of a financial asset is derecognised when:

- The rights to the cash flows from the asset have expired; or
- The syndicate retains the right to receive cash flows from the asset or has assumed an obligation to pay the received cash flows in full without material delay to a third party under a 'pass through' arrangement and either (a) the syndicate has transferred substantially all the risks and rewards of the asset; or (b) the syndicate has neither transferred nor retained substantially all the risks and rewards of the asset, but has transferred control of the asset.

When the syndicate has transferred its right to receive cash flows from an asset or has entered into a pass-through arrangement, and has neither transferred nor retained substantially all the risks and rewards nor transferred control of the asset, the asset is recognised to the extent of the syndicate's continuing involvement in the asset. Continuing involvement that takes the form of a guarantee over the transferred asset is measured at the lower of the original carrying amount of the asset and the maximum amount of consideration that the syndicate could be required to repay. In that case, the syndicate also recognises an associated liability.

1.4.4. Investment return

Investment return comprises all investment income, realised investment gains and losses and movements in unrealised investment gains and losses, net of investment expenses, charges and interest. In accordance with FRS 102 29.19 Income Tax, dividends are recognised at the amount receivable including withholding tax if applicable, but excluding any attributable tax credit.

Realised gains and losses on investments are calculated as the difference between sale proceeds and purchase price. Unrealised gains and losses on investments represent the difference between the valuation at the balance sheet date and their valuation at the previous balance sheet date, or purchase price if acquired during the year, together with the reversal of unrealised gains and losses recognised in earlier accounting periods in respect of investment disposals in the current period.

Investment return is initially recorded in the non-technical account. A transfer is made from the non-technical account to the general business technical account. Investment return has been allocated to the technical account in respect of actual investment return on investments supporting the general insurance technical provisions and member balances. Any investment returns on investments that relate to undistributed profits on closed years remain in the non-technical account.

Notes to the Financial Statements (continued)

1. Accounting Policies (continued)

1.4. Significant accounting policies (continued)

1.4.5. Financial liabilities

The syndicate's financial liabilities consist of insurance creditors, intercompany balances and trade payables.

All financial liabilities are recognised initially at fair value. Intercompany balances are repayable on demand and are typically settled within one year. Intercompany balances are subsequently measured at amortised cost should they remain unsettled over a year. A financial liability is derecognised when the obligation under the liability is discharged or expires.

1.4.6. Insurance contracts

Insurance contracts are those contracts when the Company (the insurer) has accepted significant insurance risk from another party (the policyholder) by agreeing to compensate the policyholder if a specified uncertain future event (the insured event) adversely affects the policyholders. As a general guideline, the company determines whether it has significant insurance risk, by comparing benefits paid with benefits payable if the insured event did not occur. Insurance contracts can also transfer financial risk.

Once a contract has been classified as an insurance contract, it remains an insurance contract for the remainder of its lifetime, even if the insurance risk reduces significantly during this period, unless all rights and obligations are extinguished or expire.

1.4.7. Premiums

Gross written premiums comprise the total premiums receivable for the whole period of cover provided by the contracts entered into during the reporting period, regardless of whether these are wholly due for payment in the reporting period, together with any adjustments arising in the reporting period to such premiums receivable in respect of business written in prior reporting periods. They are recognised on the date on which the policy commences. Additional or return premiums are treated as a re-measurement of the initial premium. Gross written premiums are stated gross of commission.

Written premiums include an estimate for pipeline premiums (i.e. premiums written but not reported to the Company by the reporting date) relating only to those underlying contracts of insurance where the period of cover has commenced prior to the reporting date. The most significant assumption in this estimate is that prior year experience will be consistent with current experience.

Under some policies, written premiums are adjusted retrospectively in the light of claims experience or where the risk covered cannot be assessed accurately at the commencement of cover. Where written premiums are subject to an increase retrospectively, recognition of any potential increase is deferred until the additional amount can be ascertained with reasonable certainty. Where written premiums are subject to a reduction, a re-measurement taking account of such a reduction is made as soon as there is an obligation to the policyholder.

Written premiums are earned over the period of the policy (usually 12 months) on a straight-line basis except for certain inwards reinsurance contracts where there is a marked unevenness in the incidence of risk over the period of cover, in which case the premium is earned on a basis which reflects the profile of risk.

Outward reinsurance premiums are accounted for in the same accounting period as the premiums for the related direct insurance or inwards reinsurance business.

1.4.8. Managing Agent profit commission

Profit Commission is charged by the managing agent at a rate of 17.5% of the profit on certain years of account, subject to the operation of a deficit clause. This is charged to the syndicate as incurred but does not become payable until after the appropriate year of account closes at 36 months.

Notes to the Financial Statements (continued)

1. Accounting Policies (continued)

1.4. Significant accounting policies (continued)

1.4.9. Fee and commission income

Insurance policyholders are charged for policy administration services, investment management services, surrenders and other contract fees. These fees are recognised as revenue over the period in which the related services are performed. If the fees are for services provided in future periods, then they are deferred and recognised over those future periods.

1.4.10. Claims

Claims include all claims occurring during the year, whether reported or not, related internal and external claims management costs that have been determined by an apportionment of employment costs, and any adjustments to claims outstanding from previous years.

Internal claims handling costs, including remuneration costs of the claims department, are reclassified from administrative expenses and included within claims incurred.

Reinsurance claims are recognised when the related gross insurance claim is recognised according to the terms of the relevant contract.

1.4.11. Claims outstanding

Full provision is made on an individual case basis for the estimated cost of claims notified but not settled by the balance sheet date after taking into account handling costs and settlement trends. A provision for claims incurred but not reported (IBNR) is established from statistical analysis undertaken by the syndicate's actuaries. The methods used and the estimates made are reviewed regularly.

Whilst the Directors consider that the gross provision for claims and the related reinsurance recoveries are fairly stated on the basis of the information currently available to them, the ultimate liability will vary as a result of subsequent information and events. Any differences between provisions and subsequent settlements are dealt with in the technical accounts of later years.

In calculating the estimated cost of unpaid claims the syndicate uses a variety of estimation techniques, generally based upon statistical analyses of historical experience, which assumes that the development pattern of current claims will be consistent with past experience.

Allowance is made, however, for changes or uncertainties which may create distortions in the underlying statistics or which may cause the cost of unsettled claims to change when compared with the cost of previously settled claims including:

- changes in syndicate processes which might accelerate or slow down the development and/or recording of paid or incurred claims compared with the statistics from previous periods
- changes in the legal environment
- the effects of inflation
- changes in the mix of business
- the impact of large losses
- movement in industry benchmarks.

Notes to the Financial Statements (continued)

1. Accounting Policies (continued)

1.4. Significant accounting policies (continued)

1.4.11. Claims outstanding (continued)

A component of these estimation techniques is usually the estimation of the cost of notified but not paid claims. In estimating the cost of these the syndicate has regard to claim circumstances as reported, and information available from loss adjusters and information on the cost of settling claims with similar characteristics in previous periods.

Large claims impacting each relevant business class are assessed separately where appropriate, being measured on a case-by-case basis or projected separately in order to allow for the possible distortive effect of the development and incidence of the large claims.

The provision for claims outstanding is based on information available at the balance sheet date and is estimated to give a result within a normal range of outcomes. To the extent that the ultimate cost falls outside this range, for example where assumptions over claims inflation may alter in future, there is a contingent liability in respect of this uncertainty. Provisions are calculated allowing for reinsurance recoveries and a separate asset is recorded for the reinsurers' share, having regard to collectability.

The reinsurers' share of provisions for claims is based on the amounts of outstanding claims and projections for IBNR, net of estimated irrecoverable amounts, having regard to the reinsurance programme in place for the class of business, the claims experience for the year, and the current security rating of the reinsurance companies involved.

Anticipated salvage and subrogation recoveries are calculated on an individual case basis. The level of recovery estimated is set on the basis of information which is currently available, including potential outstanding claims advices and case law. Salvage and subrogation recoveries are included in claims incurred in the income statement.

The liability is not discounted for the time value of money.

1.4.12. Provisions for unearned premiums

Unearned premiums are those proportions of premiums written in a year that relate to periods of risk after the reporting date. Written premiums are recognised as earned over the period of the policy on a time apportionment basis having regard, where appropriate, to the incidence of risk. The provision for unearned premiums is calculated on a daily pro rata basis where appropriate. The proportion attributable to subsequent periods is deferred as a provision for unearned premiums.

Unearned reinsurance premiums are those proportions of reinsurance premiums written in a year that relate to periods of risk after the reporting date. Unearned reinsurance premiums are deferred over the term of the underlying direct insurance policies for risks-attaching contracts, and over the term of the reinsurance contract for losses-occurring contracts.

1.4.13. Provisions for unexpired risks

Provision is made where the cost of claims and expenses arising after the end of the financial year from contracts concluded before that date, is expected to exceed the provision for unearned premiums, net of deferred acquisition costs. The overall assessment of whether a provision is necessary is made on the basis of all categories of business. No account is taken of future investment income.

At 31 December 2019 and in the comparative year, the syndicate did not have an unexpired risks provision.

1.4.14. Deferred acquisition costs

Acquisition costs, comprising commission and other costs related to the acquisition of new insurance contracts, the renewal of existing insurance contracts and the deferral of other costs directly related and

Notes to the Financial Statements (continued)

1. Accounting Policies (continued)

1.4. Significant accounting policies (continued)

1.4.14 Deferred acquisition costs (continued)

incremental to successful acquisition of a new or renewed insurance contract, are deferred to the extent that they are attributable to premiums unearned at the balance sheet date.

Deferred acquisition costs are amortised over the period in which the related premiums are earned.

The reinsurers' share of deferred acquisition costs is amortised in the same manner as the underlying asset. Amortisation is reported in the technical account.

Commissions receivable on outwards reinsurance contracts are amortised over the term of the outwards reinsurance premiums and deferred to the extent that they are attributable to outwards reinsurance premiums unearned as at the balance sheet date.

1.4.15. Reinsurance assets

The syndicate cedes insurance risk in the normal course of business. Reinsurance assets represent balances due from reinsurance companies. Amounts recoverable from reinsurers are estimated in a manner consistent with the outstanding claims provision or settled claims associated with the reinsurer's policies and are in accordance with the related reinsurance contract.

Reinsurance assets are reviewed for impairment at each reporting date, or more frequently, when an indication of impairment arises during the reporting year. Impairment occurs when there is objective evidence as a result of an event that occurred after initial recognition of the reinsurance asset that the syndicate may not receive all outstanding amounts due under the terms of the contract, and the event has a reliably measurable impact on the amounts that the syndicate will receive from the reinsurer. The impairment loss is recorded in the income statement.

1.4.16. Insurance receivables

Insurance receivables are recognised when due and measured on initial recognition at the fair value of the consideration received or receivable. Subsequent to initial recognition, insurance receivables are measured at amortised cost, using the effective interest rate method.

The carrying value of insurance receivables is reviewed for impairment whenever events or circumstances indicate that the carrying amount may not be recoverable, with the impairment loss recorded in the statement of profit or loss. Insurance receivables are derecognised when the de-recognition criteria for financial assets have been met.

1.4.17. Insurance payables

Insurance payables are recognised when due and measured on initial recognition at the fair value of the consideration paid or payable less directly attributable transaction costs. Subsequent to initial recognition, they are measured at amortised cost using the effective interest rate method.

Insurance payables are derecognised when the obligation under the liability is settled, cancelled or expired.

1.4.18. Pension costs

Liberty Specialty Markets Limited (LSML) operates a defined contribution pension scheme. Pension contributions relating to managing agency staff working on behalf of the syndicate, as seconded from LSML are charged to the syndicate and included within net operating expenses.

LMAL operates a defined benefit pension scheme, which provides benefits based on final pensionable pay for all qualifying employees. Costs in respect of the scheme relating to managing agency staff working on behalf of the syndicate are charged to the syndicate.

Notes to the Financial Statements (continued)

1. Accounting Policies (continued)

1.4. Significant accounting policies (continued)

1.4.19. Foreign currencies

The syndicate's functional currency and its presentational currency are USD.

Transactions denominated in currencies other than the functional currency are initially recorded in the functional currency at the exchange rate ruling at the date of the transactions, or at an appropriate average rate. Monetary assets and liabilities (which include unearned premiums and deferred acquisition costs) denominated in foreign currencies are retranslated into the functional currency at the exchange rate ruling on the reporting date. Non-monetary items denominated in a foreign currency, measured at fair value are translated into the functional currency using the exchange rate ruling at the date when the fair value was determined.

These exchange differences are recorded in the non-technical account.

1.4.20. Taxation

Under Schedule 19 of the Finance Act 1993 managing agents are not required to deduct basic rate income tax from syndicate trading income. In addition, all UK basic-rate income tax deducted from syndicate investment income is recoverable by managing agents and consequently the distribution made to members or their members' agents is gross of tax. Capital appreciation falls within trading income and is also distributed gross of tax.

No provision has been made for any United States Federal Income Tax payable on underwriting results or investment earnings. Any payments on account made by the syndicate during the year are included in the balance sheet under the heading 'Other Debtors'.

No provision has been made for any overseas tax payable by the corporate member on underwriting results.

Notes to the Financial Statements (continued)

2. Segmental analysis

An analysis of the underwriting result before investment return is set out below:

	Gross premiums written \$m	Gross premiums earned \$m	Gross claims incurred \$m	Gross operating expenses \$m	Re insurance balance \$m	Total \$m
2019						
Direct insurance:						
Accident & health	12.1	13.1	(9.2)	(4.0)	(1.3)	(1.4)
Motor (third-party liability)	(3.0)	(3.9)	1.3	1.6	1.6	0.6
Motor (other classes)	2.1	2.2	(1.2)	(0.7)	(0.2)	0.1
Marine aviation & transport	128.2	137.8	(103.1)	(45.1)	9.8	(0.6)
Fire & other damage to property	275.0	282.5	(187.2)	(91.3)	2.6	6.6
Third party liability	263.5	257.9	(406.7)	(65.5)	66.0	(148.3)
Miscellaneous	137.5	121.6	(57.7)	(38.8)	(15.7)	9.4
	815.4	811.2	(763.8)	(243.8)	62.8	(133.6)
Reinsurance	871.8	922.5	(715.6)	(275.6)	119.4	50.7
Total	1,687.2	1,733.7	(1,479.4)	(519.4)	182.2	(82.9)

	Gross premiums written \$m	Gross premiums earned \$m	Gross claims incurred \$m	Gross operating expenses \$m	Re insurance balance \$m	Total \$m
2018						
Direct insurance:						
Accident & health	16.9	17.0	(8.4)	(5.5)	(3.3)	(0.2)
Motor (third-party liability)	16.0	13.4	(8.1)	(3.8)	0.9	2.4
Motor (other classes)	1.3	2.1	(1.0)	(0.5)	(0.3)	0.3
Marine aviation & transport	140.6	150.9	(79.7)	(35.6)	(17.6)	18.0
Fire & other damage to property	281.1	319.0	(265.6)	(66.8)	(32.5)	(45.9)
Third party liability	271.8	307.9	(221.0)	(40.2)	(86.3)	(39.6)
Miscellaneous	111.5	119.2	(89.0)	(28.6)	(21.8)	(20.2)
	839.2	929.5	(672.8)	(181.0)	(160.9)	(85.2)
Reinsurance	998.5	1,014.8	(616.9)	(451.4)	153.1	99.6
Total	1,837.7	1,944.3	(1,289.7)	(632.4)	(7.8)	14.4

Reinsurers' commissions and profit participations are included in the reinsurance balance.

Commissions on direct insurance gross premiums written during 2019 were \$157.8 m (2018: \$232.8m). All premiums were concluded in the UK.

The geographical analysis of premiums by destination is as follows:

	2019 \$m	2018 \$m
UK	211.3	149.6
Other EU Countries	190.1	180.3
Americas	674.9	610.1
Worldwide	610.9	897.7
Total	1,687.2	1,837.7

Notes to the Financial Statements (continued)

3. Net operating expenses

	2019	2018
	\$m	\$m
Acquisition costs	(381.2)	(412.8)
Change in deferred acquisition costs	(8.5)	(56.0)
Administrative expenses	(129.7)	(163.6)
Gross operating expenses	(519.4)	(632.4)
Reinsurance commissions receivable	157.8	232.8
Net operating expenses	(361.6)	(399.6)

The member's standard personal expenses are included within administrative expenses and include Lloyd's subscriptions, New Central Fund contributions and Managing Agent's fees.

4. Staff costs and Directors' remuneration

4.1 Staff costs

All UK staff are employed by Liberty Specialty Markets Limited (LSML). Non UK staff are employed by Liberty Managing Agency Limited (LMAL). Employees are seconded to the Managing Agent to perform work on the syndicate, for and on behalf of the member. The following amounts were recharged by LSML and LMAL to syndicate 4472 in respect of salary costs:

	2019	2018
	\$m	\$m
Wages and salaries	51.5	60.2
Social security costs	4.4	5.8
Pension costs	3.5	4.6
Other	1.9	4.0
Total	61.3	74.6

The average number of employees seconded to the Managing Agent by Liberty Specialty Markets Limited to work on the syndicate during the year was as follows:

	2019	2018
	Number	Number
Administration and Finance	227	229
Underwriting	109	116
Claims	33	33
Total	369	378

Notes to the Financial Statements (continued)

4. Staff costs and Directors' remuneration (continued)

4.2 Directors' remuneration

	2019	2018
	\$m	\$m
Emoluments	1.0	1.0

During the year the directors of the Managing Agent provided services to syndicate 4472. The amounts shown above are the full amounts recharged to syndicate 4472 in respect of directors' emoluments for these services.

5. Active underwriter emoluments

The position of Active Underwriter received remuneration of \$379,000 (2018: \$399,000) charged to the syndicate and included within net operating expenses.

6. Auditors' remuneration

Auditors' remuneration is included as part of the administrative expenses in note 3 to the financial statements.

	2019	2018
	\$m	\$m
Auditor's remuneration:		
- Audit of syndicate annual accounts	0.8	0.8
- Other services pursuant to Regulations and Lloyd's Byelaws	0.4	0.4
- Other non-audit services	0.3	0.2
Total	1.5	1.4

7. Investment return

	Technical account		Non-Technical account		Total	
	General business					
	2019	2018	2019	2018	2019	2018
	\$m	\$m	\$m	\$m	\$m	\$m
Income from other financial investments	64.7	68.4	36.8	41.4	101.5	109.8
Net gains on realisation of investments	20.7	13.8	1.2	(10.4)	21.9	3.4
Total investment income	85.4	82.2	38.0	31.0	123.4	113.2
Net unrealised gains on investments	76.0	(64.9)	44.8	(31.9)	120.8	(96.8)
Investment expenses and charges	(2.9)	(2.8)	(2.0)	(2.3)	(4.9)	(5.1)
Total investment return	158.5	14.5	80.8	(3.2)	239.3	11.3

Notes to the Financial Statements (continued)

8. Financial investments

2019	Carrying Value \$m	Purchase Price \$m	Listed \$m
Shares and other variable yield securities and units in unit trust	103.2	101.8	46.2
Debt securities and other fixed income securities	3,715.4	3,649.6	334.0
Loans secured by mortgage	-	-	-
Deposits with credit institutions	22.8	22.8	22.8
Total	3,841.4	3,774.2	403.0

2018 - Restated	Carrying Value \$m	Purchase Price \$m	Listed \$m
Shares and other variable yield securities and units in unit trust	83.0	81.3	55.7
Debt securities and other fixed income securities	3,818.9	3,880.0	1,574.2
Loans secured by mortgage	-	-	-
Deposits with credit institutions	28.2	28.2	28.2
Total	3,930.1	3,989.5	1,659.1

As at December 2018, the syndicate held Mortgage backed securities which were classified as 'Loans secured by mortgages' with a carrying value of \$604.5m. Following a review of investment classifications during 2019, these securities have been reclassified as 'Debt securities and other fixed income securities', as they better suit the characteristics of this investment category.

All shares and other variable yield securities, debt securities and loans and deposits with credit institutions are designated at fair value through profit & loss.

The following table shows financial investments recorded at fair value analysed between the three levels in the fair value hierarchy.

2019	Fair Value Hierarchy			Total \$m
	Level 1 \$m	Level 2 \$m	Level 3 \$m	
Shares and other variable yield securities and units in unit trust	46.2	25.1	31.9	103.2
Debt securities and other fixed income securities	334.0	3,381.4	-	3,715.4
Loans and deposits with credit institutions (incl. overseas deposits)	64.7	56.9	-	121.6
Total	444.9	3,463.4	31.9	3,940.2

Notes to the Financial Statements (continued)

8. Financial investments (continued)

2018 - Restated	Fair Value Hierarchy			Total \$m
	Level 1 \$m	Level 2 \$m	Level 3 \$m	
Shares and other variable yield securities and units in unit trust	55.7	-	27.3	83.0
Debt securities and other fixed income securities	242.5	3,576.4	-	3,818.9
Loans and deposits with credit institutions (incl. overseas deposits)	95.4	18.9	-	114.3
Total	393.6	3,595.3	27.3	4,016.2

There have been no transfers between the various levels during the year. As already noted Mortgage backed securities of \$604.5m that were previously recognised within 'Loans and deposits with credit institutions' have been reclassified to 'Debt Securities and other fixed income securities'.

Included within the Level 1 category are unadjusted quoted prices in active markets for identical assets that the syndicate's asset manager has the ability to access at the measurement date. A quoted price in an active market provides the most reliable evidence of fair value and is used to measure fair value whenever available, except as follows:

If the syndicate holds a large number of similar assets that are required to be measured at fair value, a quoted price in an active market might be available but not readily accessible for each of those assets individually. In that case, fair value may be measured using an alternative pricing method that does not rely exclusively on quoted prices (for example, matrix pricing) as a practical expedient. However, the use of an alternative pricing method renders the fair value measurement a lower level in the fair value hierarchy.

In some situations, a quoted price in an active market might not represent fair value at the measurement date. That might be the case if, for example, significant events (principal-to-principal transactions, brokered trades, or announcements) occur after the close of a market but before the measurement date.

If the quoted price is adjusted for new information, the adjustment renders the fair value measurement a lower level in the fair value hierarchy.

Level 2 inputs are inputs other than quoted prices that are either directly or indirectly observable in the market. If the asset has a specified contractual term, a Level 2 input must be observable for substantially the full term of the asset.

Adjustments to Level 2 inputs may vary depending on factors specific to the asset type. Those factors include the condition and/or location of the asset, the extent to which the inputs relate to items that are comparable to the asset, and the volume and level of activity in the markets within which the inputs are observed. An adjustment that is significant to the fair value measurement in its entirety might render the measurement a Level 3 measurement, depending on the level in the fair value hierarchy within which the inputs used to determine the adjustment fall.

Notes to the Financial Statements (continued)

8. Financial investments (continued)

Level 3 inputs are unobservable inputs for the asset. Unobservable inputs are used to measure fair value to the extent that observable inputs are not available, thereby allowing for situations in which there is little, if any, market activity for the asset at the measurement date. Unobservable inputs reflect the syndicate's own assumptions about the assumptions that market participants would use in pricing the asset or liability including assumptions about risk. Unobservable inputs are developed based on the best information available in the circumstances.

All manually priced broker quotes are non-binding. The Portfolio Manager makes an assessment of the reasonableness of the broker quote received. Based on the Portfolio Manager's assessment, additional quotes may be obtained to support the fair value of an investment, in which case, the average of those quotes is used as the fair value of the investment. The Portfolio Manager provides support for the manual price and the Investment Team determines the appropriate level (level 2 or level 3) for the security. Manually priced broker quotes obtained on an individual case basis that cannot be substantiated to represent an executable/ exit price are classified as level 3. If the security was actively traded (with significant volume) within a thirty-day period from the last day it was manually priced, evidence of the active trade with a broker quote is appropriate documentation to classify the security a level 2. When the average of multiple broker quotes is used, the level (2 or 3) is determined based on whether or not those quotes can be substantiated.

The syndicate asset portfolio includes Private Equity investments and the Syndicate Loan to central fund. These have all been classified as Level 3 based on the criteria above. The Group Portfolio Manager receives partnership statements / financial statements for each investment from which the residual values are recorded, and then potentially adjusted when combined with adjusted ending value reports. The Group Portfolio Manager then recommends a valuation for each position, based on these statements and their own assessment/judgement.

9. Deferred acquisition costs

	2019	2018
	\$m	\$m
At 1 January	183.7	242.3
Change in deferred acquisition costs	(8.5)	(56.0)
Foreign exchange	2.2	(2.6)
At 31 December	177.4	183.7

10. Other Assets

Other assets comprise overseas deposits which are lodged as a condition of conducting underwriting business in certain countries.

11. Cash and cash equivalents

	2019	2018
	\$m	\$m
Cash at bank and in hand	105.1	40.3
Short-term deposits with credit institutions	22.7	28.2
Total	127.8	68.5

Notes to the Financial Statements (continued)

12. Provisions for Unearned Premiums

2019	Gross \$m	Reinsurers' Share \$m	Net \$m
At 1 January 2019	839.7	(253.3)	586.4
Premiums written in the year	1,687.2	(645.0)	1,042.2
Premiums earned in the year	(1,733.7)	639.4	(1,094.3)
Foreign exchange	3.5	(3.0)	(0.5)
At 31 December 2019	796.7	(261.9)	534.8

2018	Gross \$m	Reinsurers' Share \$m	Net \$m
At 1 January 2018	958.1	(258.4)	699.7
Premiums written in the year	1,837.7	(912.2)	925.5
Premiums earned in the year	(1,944.3)	915.6	(1,028.7)
Foreign exchange	(11.8)	1.7	(10.1)
At 31 December 2018	839.7	(253.3)	586.4

13. Claims Outstanding

2019	Gross \$m	Reinsurers' Share \$m	Net \$m
At 1 January 2019	3,989.3	(1,018.6)	2,970.7
Claims incurred during the year	1,479.4	(663.8)	815.6
Claims paid during the year	(1,300.7)	364.3	(936.4)
Foreign exchange	31.6	(8.8)	22.8
At 31 December 2019	4,199.6	(1,326.9)	2,872.7

2018	Gross \$m	Reinsurers' Share \$m	Net \$m
At 1 January 2018	3,994.0	(765.1)	3,228.9
Claims incurred during the year	1,289.7	(675.0)	614.7
Claims paid during the year	(1,236.7)	409.9	(826.8)
Foreign exchange	(57.7)	11.6	(46.1)
At 31 December 2018	3,989.3	(1,018.6)	2,970.7

14. Risk Management

14.1. Governance framework

The objective of LSM's Risk Management and Internal Control Framework (RMF) is to enable it to engage with risks in a controlled fashion that is consistent with the Board's appetite and its available capital capacity while retaining the ability to implement its long term business plans and meet its obligations to policyholders. It sets out the syndicate's approach to, how it defines risk and cascades risk appetite and the processes for ensuring the appropriate and timely identification, reporting, monitoring and management of risk and capital. The syndicate's senior management recognise the importance of maintaining an efficient and effective risk management system.

Notes to the Financial Statements (continued)

14. Risk Management (continued)

14.1. Governance framework (continued)

The RMF establishes the governance of the risk management activities undertaken within the syndicate, including the setting of roles and responsibilities, outlining the key risk management concepts and providing a clear structure linking the individual risk policies, processes and procedures. The RMF is owned by the Board.

The key concepts include the linkage of business strategy to risk management strategy, the identification of emerging risks, the risk universe, the management of risks through the setting of risk appetites and the creation, maintenance, recording and testing of internal controls.

The syndicate has an established Risk Management function led by the Chief Risk Officer (CRO) with oversight from the Risk Management Committee (a sub-committee of the Board) chaired by an independent non-executive director; the terms of reference incorporate the CRO's ability to convene a meeting independently of the executive management. In addition, the terms of reference for relevant management committees incorporate risk management responsibilities as delegated by the Board.

The syndicate recognises that all staff have a role to play in managing the risks faced by the company. This reflects the three lines of defence model adopted by the syndicate, consistent with market best practice, which emphasises the different roles in managing risk played by business units, advisory functions such as Risk Management, and independent assurance providers such as Internal Audit. The roles and responsibilities are documented in the risk policies, which are owned by the Board and adhere to the syndicate's documentation standards. Each risk policy is owned by a member of the Executive Management Committee. The policies include the activities of identification, quantification, management and reporting on risks; including reporting on the performance of controls and the syndicate's actual risk position against the Board risk appetite. The syndicate undertakes extensive work to validate the quantification of its risk profile using the Internal Model including the use of sensitivity testing, and stress and scenario testing. The syndicate's risk profile is reported to the Board via the ORSA and the Chief Risk Officer's report.

14.2. Capital management objectives, policies and approach

14.2.1. Capital framework at Lloyd's

The Society of Lloyd's (Lloyd's) is a regulated undertaking and subject to the supervision of the Prudential Regulatory Authority (PRA) under the Financial Services and Markets Act 2000.

Effective 1 January 2016, Lloyd's is subject to the Solvency II capital regime and the Solvency 1 figures are no longer applicable from that date.

Within the supervisory framework, Lloyd's applies capital requirements at member level and centrally to ensure that Lloyd's complies with Solvency II capital requirements, and beyond that to meet its own financial strength, licence and ratings objectives.

Although Lloyd's capital setting processes use a capital requirement set at syndicate level as a starting point, the requirement to meet Solvency II and Lloyd's capital requirements apply at overall and member level only respectively, not at syndicate level. Accordingly, the capital requirement in respect of syndicate 4472 is not disclosed in these financial statements.

14.2.2. Lloyd's capital setting process

In order to meet Lloyd's requirements, each syndicate is required to calculate its Solvency Capital Requirement (SCR) for the prospective underwriting year. This amount must be sufficient to cover a 1 in 200-year loss, reflecting uncertainty in the ultimate run-off of underwriting liabilities (SCR 'to ultimate'). The syndicate must also calculate its SCR at the same confidence level but reflecting uncertainty over a one-year time horizon (one-year SCR) for Lloyd's to use in meeting Solvency II requirements. The SCRs of each syndicate are subject to review by Lloyd's and approval by the Lloyd's Capital and Planning Group.

Notes to the Financial Statements (continued)

14. Risk Management (continued)

14.2. Capital management objectives, policies and approach (continued)

14.2.2. Lloyd's capital setting process (continued)

Over and above this, Lloyd's applies a capital uplift to the member's capital requirement, known as the Economic Capital Assessment (ECA). The purpose of this uplift, which is a Lloyd's not a Solvency II requirement, is to meet Lloyd's financial strength, licence and ratings objectives. The capital uplift applied for 2019 was 35% of the member's SCR 'to ultimate'.

14.2.3. Provision of capital by members

Each member may provide capital to meet its ECA either by assets held in trust by Lloyd's specifically for that member (funds at Lloyd's), held within and managed within a syndicate (funds in syndicate) or as the member's share of the members' balances on each syndicate on which it participates.

Accordingly, all assets less liabilities of the syndicate, as represented in the members' balances reported on the statement of financial position, represent resources available to meet members' and Lloyd's capital requirements.

14.3. Insurance risk

Insurance risk incorporates premium risk and reserve risk. Premium risk is the variation of underwriting results from plan for reasons other than operational or insurance counterparty risk. This is influenced by the frequency and severity of claims events.

Reserve risk is the variation in policyholder reserves for prior accident years required for reasons other than operational or insurance counterparty risk. This is influenced by uncertainty in the notification of claims and value of claims paid.

Premium risk is mitigated through the use of a diversified business plan operating within Board risk appetites and supported through the syndicate's control environment, including underwriting controls. Reinsurance is utilised to mitigate against exposure to individual and correlated events. Reinsurance is purchased on both a proportional and non-proportional basis. The majority of the proportional reinsurance is purchased on a quota share basis; this is designed to reduce the overall exposure to certain classes of business. Non-proportional reinsurance is purchased on an excess of loss and stop loss basis. The excess of loss reinsurance is purchased on both a per-risk and catastrophe basis covering natural and non-naturally occurring perils. The stop loss is purchased on a net underwriting loss basis to protect the syndicate's overall solvency. The non-proportional reinsurance is purchased to mitigate against shock losses to individual underwriting product lines and to protect the syndicate's balance sheet from catastrophe losses on a multi-line basis.

Amounts recoverable from reinsurers are estimated in a manner consistent with the outstanding claims provision and are in accordance with the reinsurance contracts. The use of reinsurance exposes the syndicate to a counterparty credit exposure; this is reported under credit risk.

The syndicate business plan is developed in accordance with Board risk appetites to reduce the variability of the underwriting profit through the creation of a diversified portfolio of insurance contracts. The syndicate's portfolio of general insurance contracts is spread across multiple product lines, industry sectors and geographic regions. The syndicate writes both insurance and reinsurance contracts; both of which predominantly cover twelve months' duration. Contracts are written by specialised underwriting teams in accordance to the business plan and the underwriting controls.

Furthermore, strict claim review policies to assess all new and ongoing claims, regular detailed review of claims handling procedures and frequent investigation of possible fraudulent claims are all policies and procedures put in place to reduce the syndicate's risk exposure. The syndicate further enforces a policy of actively managing and promptly pursuing claims, in order to reduce its exposure to unpredictable future developments that can negatively impact the business.

Notes to the Financial Statements (continued)

14. Risk Management (continued)

14.3. Insurance risk (continued)

The syndicate has exposure to the Ogden Discount Rate primarily through Motor XL. The change accounted by the Lord Chancellor in July 2019 that the UK personal injury discount rate would increase from minus 0.75% to minus 0.25% decreased the estimate of the technical provisions – but less than

expected as the announced increase was below market expectations. There is ongoing uncertainty, with up and downside risk, as to what legislative changes the UK Government may make to the methodology and approach used to inform the rate.

Exposure to concentrations arising from the insurance contracts is a material risk to the syndicate. The Board risk appetites include specific exposure management limits; these are cascaded down to individual underwriting portfolios. The concentrations are tiered in accordance to the syndicate's exposure management policies; with the resulting tier determining the appropriate methodology for quantification. The syndicate supports its internal quantification of exposure concentrations by utilising external, commercially available exposure management models. Exposure management models are validated to ensure they are parameterised appropriately for the syndicate's portfolio, however, there remains a risk that the assumptions and techniques used in these models are unreliable or that claims arising from an unmodelled event are greater than those arising from a modelled event.

As a further guide to the level of concentration of exposure the syndicate writes, the following table shows the syndicate's exposure to its three largest natural catastrophe perils on active policies in 2019:

Peril Region	Industry Loss	Syndicate Loss Gross	Syndicate Loss Final Net
	\$m	\$m	\$m
North American Hurricane	220,338.6	979.7	478.6
North American Earthquake	80,712.7	847.1	380.4
European Wind	39,196.0	656.6	313.2

Reserve risk is mitigated through the use of detailed analysis reviewed by the Reserving Committee which reports into the CFO Committee. There is regular assessment of the results of actuarial studies, claims analysis, underwriting reviews and benchmarking exercises. In addition, business plans are developed to ensure that the long term reserve profile of the syndicate remains stable.

The table below sets out the concentration of outstanding claim liabilities by type of contract:

	31 December 2019			31 December 2018		
	Gross liabilities	Reinsurance of liabilities	Net liabilities	Gross liabilities	Reinsurance of liabilities	Net liabilities
	\$m	\$m	\$m	\$m	\$m	\$m
Commercial	912.7	(438.7)	474.0	610.6	(263.4)	347.2
Specialty	1,449.5	(594.3)	855.2	1,570.8	(649.8)	921.0
Reinsurance	2,634.1	(555.8)	2,078.3	2,647.6	(358.7)	2,288.9
Total	4,996.3	(1,588.8)	3,407.5	4,829.0	(1,271.9)	3,557.1

The geographical concentration of the outstanding claim liabilities is noted below. The disclosure is based on the countries where business is written.

Notes to the Financial Statements (continued)

14. Risk Management (continued)

14.3. Insurance risk (continued)

	31 December 2019			31 December 2018		
	Gross liabilities	Reinsurance of liabilities	Net liabilities	Gross liabilities	Reinsurance of liabilities	Net liabilities
	\$m	\$m	\$m	\$m	\$m	\$m
UK	3,999.3	(1,237.3)	2,762.0	3,600.5	(907.6)	2,692.9
Other EU countries	355.7	(186.8)	168.9	582.4	(188.0)	394.4
USA	47.7	(16.7)	31.0	47.9	(19.9)	28.0
Worldwide	593.6	(148.0)	445.6	598.2	(156.4)	441.8
Total	4,996.3	(1,588.8)	3,407.5	4,829.0	(1,271.9)	3,557.1

The principal assumption underlying the liability estimates is that the future claims development will follow a similar pattern to past claims development experience. This includes assumptions in respect of paid and incurred claims, claim handling costs and claim inflation factors for each underwriting year. Additional qualitative judgements are used to assess the extent to which past trends may not apply in the future, for example: once-off occurrence; changes in market factors such as public attitude to claiming; economic conditions; as well as internal factors such as portfolio mix, delays in settlement, policy conditions, and claims handling procedures. Judgement is further used to assess the extent to which external factors such as judicial decisions and government legislation affect the estimates.

There is a wide range of possible outcomes in assessing the technical provisions due to the uncertainty associated in estimating ultimate claims and premiums for the business written.

For all actuarial projections the final outcome will depend on the actual development of claims which in turn relies upon the appropriateness of the historic data to predict the likely development by class.

Unforeseen changes may affect the suitability of that data and would be expected to have an impact on the accuracy of the results and increased uncertainty in the projections. Such issues would include unexpected claims inflation, shocks to the global economy, changes in legislation and the emergence of new types of claim.

The results and accuracy of some underwriting classes can be sensitive to the performance of certain key contracts, either through large exposures or through a large volume of business being written under the contract, relative to the size of the account. For example, our Motor XL account is affected by a number of PPOs (Periodical Payment Orders) where there is uncertainty in the payment size of future claims. Additionally, ultimate claims are highly dependent on exposure to and the future incidence of catastrophe events, either natural or man-made.

A large proportion of the Technical Provisions are in long-tail casualty classes, which increases the uncertainty relative to other classes of business. Estimates make no provision for potential and uncertainty of future claims arising from new latent causes or classes of claim not as yet materially recognised in the historical experience.

An increasingly significant amount of business is also written through coverholders which also increases the uncertainty of the business being written.

The outwards treaty reinsurance programme is predominantly denominated in Euro and USD – any recoverable event that is not settled in either of these currencies materially increases the uncertainty in the estimation of the recoveries due to movements in the foreign exchange rate from now until the date of settlement.

A one percent increase or decrease in total claims liabilities would have the following effect on profit and equity:

	2019 \$m	2018 \$m
1% increase in claims reserves	(28.7)	(29.7)
1% decrease in claims reserves	28.7	29.7

Notes to the Financial Statements (continued)

14. Risk Management (continued)

14.3 Insurance risk (continued)

The following tables show the estimates of cumulative incurred claims, including both claims notified and IBNR for each successive underwriting year at each reporting date. The cumulative claims estimates and cumulative payments are translated into USD at the period end rate as at 31 December 2019. The claims development information disclosed is being increased from five years to ten years over the period 2016 - 2020.

Gross Insurance contract outstanding claims provision as at 31 December 2019:

Estimate of cumulative claims	2010 and prior \$m	2011 \$m	2012 \$m	2013 \$m	2014 \$m	2015 \$m	2016 \$m	2017 \$m	2018 \$m	2019 \$m	Total \$m
At end of underwriting year		669.4	494.9	489.2	502.4	453.6	532.5	1,059.3	648.8	603.3	
One year later		1,008.4	897.7	1,005.1	1,001.2	905.2	1,144.8	1,619.3	1,319.8		
Two years later		1,050.4	932.1	1,007.9	1,097.3	1,001.8	1,190.8	1,724.3			
Three years later		1,008.5	938.7	983.9	1,115.9	1,044.1	1,295.4				
Four years later		975.8	901.9	983.8	1,102.7	1,081.4					
Five years later		964.6	893.7	987.7	1,110.8						
Six years later		953.7	889.7	965.7							
Seven years later		969.3	880.0								
Eight years later		972.2									
Cumulative payments		824.3	722.0	795.5	853.0	750.1	782.7	982.1	500.7	21.8	
Estimated balance to pay	478.8	147.8	158.0	170.2	257.8	331.4	512.7	742.2	819.2	581.5	4,199.6

Net insurance contract outstanding claims provision as at 31 December 2019:

Estimate of cumulative claims	2010 and prior \$m	2011 \$m	2012 \$m	2013 \$m	2014 \$m	2015 \$m	2016 \$m	2017 \$m	2018 \$m	2019 \$m	Total \$m
At end of underwriting year		542.1	421.7	444.3	456.5	396.4	427.7	784.7	506.3	439.1	
One year later		838.1	812.0	912.7	906.3	768.9	874.3	999.2	827.6		
Two years later		874.9	838.0	905.2	962.7	851.8	824.2	964.0			
Three years later		845.7	851.7	864.8	968.5	853.0	888.4				
Four years later		824.2	818.9	857.1	920.4	823.4					
Five years later		806.3	816.3	860.3	905.1						
Six years later		794.5	811.1	837.8							
Seven years later		803.2	804.8								
Eight years later		805.6									
Cumulative payments		666.5	648.8	709.5	714.2	610.8	561.4	589.9	373.5	14.6	
Estimated balance to pay	465.9	139.1	156.0	128.3	190.9	212.6	327.0	374.2	454.1	424.6	2,872.7

14.4. Financial risk

14.4.1. Credit risk

Credit risk is the risk of financial change in value due to actual credit losses deviating from expected credit losses due to the failure of another party to meet its contractual debt obligations.

Notes to the Financial Statements (continued)

14. Risk Management (continued)

14.4. Financial risk (continued)

14.4.1. Credit risk (continued)

The following policies and procedures are in place to mitigate the syndicate's exposure to credit risk:

- Robust governance structures with the Board setting headline risk appetites and cascading this down to the rest of the business, with relevant risk mitigation strategies implemented including robust controls and monitoring of key risk indicators.
- A credit risk policy and procedure document setting out the framework for what constitutes credit risk for the syndicate. The policy and procedure document is regularly reviewed for pertinence and for changes in the credit risk environment. Compliance with syndicate policies and procedures is monitored, and exposures and breaches are reported to the relevant committee. All committees meet on a regular basis, with exception meetings held if necessary.
- Ensuring counterparties are within risk appetite by dealing with companies that have a good credit rating or financial standing and active mitigation of credit risk by obtaining collateral or financial guarantees where necessary and thereafter ensuring appropriate monitoring.
- From an investment perspective, credit risk captures the potential loss due to default or migration to a lower rating. An Investment Management Policy sets out the assessment and determination of what constitutes credit risk (as a subset of market risk). Compliance with the policy is monitored; exposures and any breaches are reported to the Investment Committee. The policy is reviewed regularly. Limits are set for financial investments; a minimum overall average credit rating must be maintained in addition to minimum rating requirements per asset.

The tables below show the maximum exposure to credit risk (including an analysis of financial assets exposed to credit risk) for the components of the statement of financial position. More than 90% of the past due balance is up to 12 months overdue, with the remaining balance over 12 months overdue. All overdue balances are deemed to be fully recoverable; as such no impairment has been recognised against these assets.

	Neither due nor impaired \$m	Financial assets that are past due but not impaired \$m	Financial assets that have been impaired \$m	Total \$m
2019				
Shares and other variable yield securities and unit trusts	103.2	-	-	103.2
Debt securities	3,715.4	-	-	3,715.4
Loans with credit institutions	-	-	-	-
Deposits with credit institutions	22.8	-	-	22.8
Overseas deposits as investments	98.8	-	-	98.8
Reinsurers' share of claims outstanding	1,326.9	-	-	1,326.9
Reinsurance debtors	-	52.4	-	52.4
Cash at bank and in hand	105.1	-	-	105.1
Insurance debtors	212.3	51.1	-	263.4
Other debtors	1,090.6	-	-	1,090.6
Total credit risk	6,675.1	103.5	-	6,778.6

Notes to the Financial Statements (continued)

14. Risk Management (continued)

14.4. Financial risk (continued)

14.4.1. Credit risk (continued)

2018 Restated	Neither due nor impaired \$m	Financial assets that are past due but not impaired \$m	Financial assets that have been impaired \$m	Total \$m
Shares and other variable yield securities and unit trusts	83.0	-	-	83.0
Debt securities	3,819.4	-	(0.5)	3,818.9
Loans with credit institutions	-	-	-	-
Deposits with credit institutions	28.2	-	-	28.2
Overseas deposits as investments	86.1	-	-	86.1
Reinsurers' share of claims outstanding	1,018.6	-	-	1,018.6
Reinsurance debtors	-	90.3	-	90.3
Cash at bank and in hand	40.3	-	-	40.3
Insurance debtors	208.3	53.6	-	261.9
Other debtors	999.9	-	-	999.9
Total credit risk	6,283.8	143.9	(0.5)	6,427.2

As already noted, Mortgage backed securities of \$604.5m which were recognised within 'Loans with credit institutions' have been reclassified as 'Debt securities'.

Other debtors include amounts due from ceding insurers and intermediaries under reinsurance business.

Loans with credit institutions have been reclassified as debt securities due to their coupon rate and fixed cash inflow.

The tables below provide information regarding the credit risk exposure of the syndicate at 31 December 2019. Assets have been classified by way of a waterfall approach. Three rating agents are used in this analysis where possible. Where each of the three provide a rating, the median is selected. However, where at least two of the ratings are equivalent, the majority prevails. If only two ratings are provided, then prudence prevails and the lower of the two is selected. Where only one rating is obtainable, that rating is used. Internal ratings are then applied for those instances where an external rating does not exist.

	Credit rating relating to financial assets that are neither past due nor impaired						Total \$m
	AAA \$m	AA \$m	A \$m	BBB \$m	<BBB \$m	Not Rated \$m	
2019							
Shares and other variable yield securities and unit trust	71.3	-	5.6	-	-	26.3	103.2
Debt securities	391.9	1,269.4	899.9	1,085.3	41.2	27.7	3,715.4
Loans with credit institutions	-	-	-	-	-	-	-
Deposits with credit institutions	-	-	22.8	-	-	-	22.8
Overseas deposits as investments	37.8	5.8	8.5	6.2	11.0	29.5	98.8
Reinsurer' share of claims outstanding	-	84.4	1,208.4	-	-	34.1	1,326.9
Reinsurance debtors	-	-	-	-	-	-	-
Cash at bank and in hand	-	-	105.1	-	-	-	105.1
Total credit risk	501.0	1,359.6	2,250.3	1,091.5	52.2	117.6	5,372.2

Notes to the Financial Statements (continued)

14. Risk Management (continued)

14.4. Financial risk (continued)

14.4.1. Credit risk (continued)

2018 Restated	Credit rating relating to financial assets that are neither past due nor impaired					Not Rated \$m	Total \$m
	AAA \$m	AA \$m	A \$m	BBB \$m	<BBB \$m		
Shares and other variable yield securities and unit trust	32.5	-	-	-	-	50.5	83.0
Debt securities	1,037.9	637.0	1,049.6	1,058.1	19.1	17.7	3,819.4
Loans with credit institutions	-	-	-	-	-	-	-
Deposits with credit institutions	-	-	-	28.2	-	-	28.2
Overseas deposits as investments	38.7	6.9	7.2	6.3	6.0	21.0	86.1
Reinsurer' share of claims outstanding	-	75.8	906.1	-	0.1	36.6	1,018.6
Reinsurance debtors	-	-	-	-	-	-	-
Cash at bank and in hand	-	-	10.5	29.8	-	-	40.3
Total credit risk	1,109.1	719.7	1,973.4	1,122.4	25.2	125.8	5,075.6

As already noted, Mortgage backed securities of \$604.5m which were recognised within 'Loans with credit institutions' have been reclassified as 'Debt securities'.

Maximum Credit Exposure

It is the syndicate's policy to maintain accurate and consistent risk ratings across its credit risk portfolio. This enables management to focus on the applicable risks and comparison of credit exposures. The attributable financial ratings are assessed and updated regularly. During the year there have been no breaches of credit rating tolerances.

The amount of change during the period in the fair value of financial instruments held at fair value through profit and loss attributable to changes in credit risk was \$0.4m (2018: \$1.0m).

Collateral

Credit Risk is also mitigated by entering into collateral agreements. The Investment Committee monitors the market value, credit quality and asset type of the collateral. The amount and type of collateral required depends on an assessment of the credit risk of the counterparty, with the relevant procedures being completed and management having to provide sign off regarding the acceptability of types of collateral and the value of collateral held. These arrangements are then monitored to ensure parameters are adhered to and valuations or ratings continue to be acceptable. Collateral was mainly held in the form of Letters of Credit and funds held within designated accounts. At 31 December 2019, the syndicate held collateral to the value of \$96.4m (2018: \$98.2m).

14.4.2. Liquidity risk

Liquidity risk is the probability of loss arising from situations where the syndicate either has insufficient cash to meet its financial obligations or is required to sell assets below their fair value to meet cash demands. The syndicate maintains sufficient liquidity to meet liabilities as they fall due. Cash will only be held for routine cash flow purposes, or where there is a specific regulatory requirement, as the syndicate accepts liquidity risk to maximise invested assets.

Notes to the Financial Statements (continued)

14. Risk Management (continued)

14.4. Financial risk (continued)

14.4.2. Liquidity risk (continued)

The syndicate holds capital to cover the risk that assets are required to be liquidated below book value in a stressed (1 in 200 year) scenario, as well as balancing the liquidity of the investment portfolio.

Based on reviews of the historic liquidity of assets in stressed scenarios, the syndicate will ensure that the weighting of bonds within the top liquidity tiers will exceed 85% of the total investment portfolio for each legal entity.

The syndicate will maintain a diversified and appropriately liquid portfolio aimed at minimising the mismatch in cash flows between the assets and net-liabilities. Illiquid investments will be considered on a case-by-case basis depending on the supporting justification; these securities will be subject to regular review to ensure the impact on liquidity risk is immaterial.

The table below summarises the maturity profile of the syndicate's financial liabilities based on remaining contractual obligations, including interest payable, and outstanding claim liabilities based on the estimated timing of claim payments resulting from recognised insurance liabilities. With the exception of \$39.6m (2018: \$41.3m) of discount credit relating to Motor XL PPOs, the contractual obligations are undiscounted.

	No stated maturity	0-1 year	1-3 years	3-5 years	>5 years	Total
	\$m	\$m	\$m	\$m	\$m	\$m
2019						
Outstanding claim liabilities	-	313.1	2,359.1	588.1	939.3	4,199.6
Creditors	601.9	-	-	-	-	601.9
Total credit risk	601.9	313.1	2,359.1	588.1	939.3	4,801.5

	No stated maturity	0-1 year	1-3 years	3-5 years	>5 years	Total
	\$m	\$m	\$m	\$m	\$m	\$m
2018						
Outstanding claim liabilities	-	476.3	1,843.9	819.0	850.1	3,989.3
Creditors	465.4	-	-	-	-	465.4
Total credit risk	465.4	476.3	1,843.9	819.0	850.1	4,454.7

14.4.3. Market risk

Market risk is the risk of fluctuations to the net asset value (NAV) due to the volatility or level of financial variables impacting primarily the value of fixed income securities and private equity funds and the discounted value of net-liabilities. Market risk is comprised of:

- Exchange rate risk
- Equity risk
- Credit and spread risk
- Interest rate risk

An investment management policy exists that sets out the assessment and determination of what constitutes market risk for the syndicate.

Notes to the Financial Statements (continued)

14. Risk Management (continued)

14.4. Financial risk (continued)

14.4.3. Market risk (continued)

The policy details how the company measures, monitors and mitigates the potential market risks posed by the investment portfolio. Compliance with the policy is monitored with exposures and any breaches reported to the Investment Committee and the Risk Committee. The policy is reviewed regularly for pertinence and for changes in the risk environment.

The measurement, monitoring and reporting of market risk takes into account the profile of the net technical provisions and is reflective of the financial risk caused by the interaction of the assets and liabilities.

14.4.4. Currency risk

Currency risk is the risk that the fair value or future cash flows of a financial instrument will fluctuate because of changes in foreign exchange rates.

The syndicate's functional currency is the USD and its exposure to foreign exchange risk arises primarily with respect to transactions in Euro, GBP and Canadian dollars. The syndicate seeks to mitigate the risk by matching foreign currency denominated liabilities with assets denominated in the same currency.

The table below summarises the exposure of the financial assets and liabilities to foreign exchange rate risk at the reporting date:

	GBP \$m	USD \$m	EUR \$m	CAD \$m	Total \$m
2019					
Total assets	1,087.4	4,897.0	505.1	289.1	6,778.6
Total liabilities	(1,418.1)	(3,458.8)	(661.9)	(155.8)	(5,694.6)
Net assets	(330.7)	1,438.2	(156.8)	133.3	1,084.0
<hr/>					
	GBP \$m	USD \$m	EUR \$m	CAD \$m	Total \$m
2018					
Total assets	1,238.9	4,280.9	651.9	255.5	6,427.2
Total liabilities	(1,134.3)	(3,451.6)	(681.5)	(113.6)	(5,381.0)
Net assets	104.6	829.3	(29.6)	141.9	1,046.2

The table below gives an indication of the impact on net asset value of a percentage change in the relative strength of the USD against GBP, Canadian dollar and the Euro simultaneously.

	2019 \$m	2018 \$m
Dollar weakens		
10% against other currencies	31.4	24.1
20% against other currencies	84.8	54.2
Dollar strengthens		
10% against other currencies	(46.3)	(19.7)
20% against other currencies	(75.4)	(36.1)

14.4.5. Interest rate risk

Interest rate risk is the risk that the value or future cash flows of a financial instrument will fluctuate because of changes in market interest rates. Floating rate instruments expose the syndicate to cash flow interest risk, whereas fixed rate instruments expose the syndicate to fair value interest risk.

Notes to the Financial Statements (continued)

14. Risk Management (continued)

14.4. Financial risk (continued)

14.4.5. Interest rate risk (continued)

The syndicate has no significant concentration of interest rate risk.

The analysis below is performed for reasonably possible movements in interest rates, with all other variables held constant, showing the impact on profit and members' balance of the effects of changes in interest rates on fixed rate and variable rate financial assets.

This measures the impact on profit or loss for the year (for items recorded at fair value through profit or loss) that would arise from a reasonably possible change in interest rates on financial instruments at the period end.

The correlation of variables will have a significant effect in determining the ultimate impact on interest rate risk, but to demonstrate the impact due to changes in variables, the variables were altered on an individual basis. It should be noted that real-world movements in these variables are non-linear.

Changes in variables	Impact on result \$m	Impact on Member's balances \$m
At 31 December 2019		
+ 50 basis points	(10.0)	(10.0)
- 50 basis points	10.0	10.0
At 31 December 2018		
+ 50 basis points	(29.1)	(29.1)
- 50 basis points	30.0	30.0

14.4.6 Equity price risk

Equity risk arises from the level or volatility of market prices for equities.

The syndicate's equity risk exposure relates to financial assets and financial liabilities whose values will fluctuate as a result of changes in market prices, principally investment securities.

The investment management policy governs the management of equity risk by setting limits on equity investments which are regularly monitored.

There is no significant concentration of equity risk.

The analysis below is performed for reasonably possible movements in market indices on financial instruments, insurance assets and liabilities with all other variables held constant, showing the impact on profit before tax due to changes in fair value of financial assets and liabilities (whose fair values are recorded in the income statement) and equity (that reflects adjustments to profit before tax and changes in fair value of available for sale financial assets that are equity instruments). The correlation of variables will have a significant effect in determining the ultimate impact on equity risk, but to demonstrate the impact due to changes in variables, the variables were altered on an individual basis. It should be noted that real-world movements in these variables are non-linear.

Notes to the Financial Statements (continued)

14. Risk Management (continued)

14.4. Financial risk (continued)

14.4.7 Equity price risk (continued)

The method used for deriving sensitivity information and significant variables did not change from the previous period.

	Change in variables	2019	Impact on equity	2018	Impact on equity
		Impact on result	\$m	Impact on result	\$m
Changes in variables - market indices					
Shares and other variable - yield securities	+5%	1.3	1.3	1.4	1.4
Shares and other variable - yield securities	-5%	(1.3)	(1.3)	(1.4)	(1.4)

15. Related parties

Liberty Corporate Capital Limited (LCCL) is the corporate member of syndicate 4472. LCCL's immediate parent company is Liberty International Holdings Inc.

Liberty Managing Agency Limited (LMAL) is the managing agent of syndicate 4472. LMAL's immediate parent company is Liberty UK and Europe Holdings Limited. The Agency charged a managing agency fee of \$16.0m (2018: \$29.3m) to the syndicate for its services, which is within the pre-determined percentage by year of account. The Agency did not charge the syndicate a profit commission (2018: \$nil). At the balance sheet date, the syndicate owed LMAL \$61.4m (2018: \$44.7m).

Liberty Specialty Markets Limited (LSML) is a service company from which employees are seconded to the LMAL to perform syndicate duties for and behalf of the corporate member, for which costs are incurred and re-charged to the syndicate. During the year, LSML charged a total of \$82.5m (2018: \$102.7m) to the syndicate in recharged expenses, of which the syndicate owed \$0.4m (2018: \$16.2m) at the balance sheet date. LSML's immediate parent company is Liberty UK and Europe Holdings Limited. During the year, LSME charged a total of \$15.2m (2018: \$nil) to the syndicate in recharged expenses, of which the syndicate is owed \$5.0m (2018: \$nil) at the balance sheet date.

Liberty Specialty Services Limited (LSSL) acts as a coverholder for the syndicate and its related UK insurer Liberty Mutual Insurance Europe SE (see below). The company also acts as a broker in certain reinsurance transactions for the syndicate. During the year, LSSL charged the syndicate \$13.1m (2018: \$39.4m) in commissions. At the balance sheet date, the syndicate owed LSSL \$58.7m (2018: owed the syndicate \$9.6m). Its ultimate parent company is Liberty Mutual Holdings Company Inc.

Liberty Mutual Insurance Europe SE (LMIE) is a company domiciled in Luxembourg that operates under the LSM umbrella underwriting insurance and reinsurance business from London and its branches across Europe. During the year, the syndicate placed \$2.6m (2018: \$nil) of outwards reinsurance contracts with LMIE. The losses recovered from LMIE during the year amounted to \$0.3m (2018: \$0.5m) and \$17.4m (2018: \$18.3m) related to this reinsurance contract is included in total reinsurer's share of technical provisions in the balance sheet. Its ultimate parent company is Liberty Mutual Holding Company Inc.

Liberty International Group (LIG) constitutes all other entities and affiliates to the syndicate's ultimate parent company, Liberty Mutual Holdings Company. During the year, the syndicate placed outwards reinsurance protection of \$565.2m (2018: \$457.2m) with LIG. The losses recovered from LIG during the year amounted to \$250.4m (2018: \$126.2m) and \$941.0m (2018: \$433.9m) related to this reinsurance contract is included in total reinsurer's share of technical provisions in the balance sheet.

Notes to the Financial Statements (continued)

15. Related parties (continued)

Liberty Specialty Markets MENA Limited (LSM MENA) also acts as a coverholder for the syndicate and LMIE, for which it charges a fee for its services. The amount charged during the period was \$2.1m (2018: \$6.6m). The syndicate has an outstanding balance due to LSM MENA of \$6.2m (2018: \$4.1m) at the balance sheet date. LSM MENA's immediate parent company is Liberty UK and Europe Holdings Limited.

16. Member's Funds

16.1. Funds at Lloyd's

Every member is required to hold capital at Lloyd's which is held in trust and known as Funds at Lloyd's (FAL). These funds are intended primarily to cover circumstances where syndicate assets prove insufficient to meet their participating member's underwriting liabilities.

The level of FAL that Lloyd's requires a member to maintain is determined by Lloyd's based on PRA requirements and resource criteria. FAL has regard to a number of factors including the nature and amount of risk to be underwritten by the member and the assessment of the reserving risk in respect of business that has been underwritten. Since FAL is not under the management of the managing agent, no amount has been shown in these annual accounts by way of such capital resources. However, the managing agent is able to make a call on the members' FAL to meet liquidity requirements or to settle losses.

16.2. Funds in Syndicate (FIS)

The member participates on the syndicate by reference to years of accounts' ultimate results, and assets and liabilities are assessed with reference to policies incepting in that year of account in respect of its membership of a particular year. The balance due to the member is payable when a year of account closes, usually after three years. Syndicates which are wholly aligned are able to retain closed year profits as capital to support their underwriting activities. This is known as Funds in Syndicate (FIS).

LCCL holds investments of the syndicate to be used to support the syndicate's capital requirements of Funds at Lloyd's. This gives the syndicate the ability to manage these funds under the same Investment Management Agreement as the other funds of the syndicate that are held within the premiums trust funds. The value of FIS as at the balance sheet date was \$1,307.1m (2018: \$1,384.1m).

The 2006 year of account balance was retained within the syndicate at its time of closure. Subsequently, the syndicate also retained the results of the 2007 to 2016 years of account at their time of closure. There was a release of FIS during the year of \$158.9m, of which \$31.5m was used to settle the 2016 year of account loss. This resulted in a net distribution to the member of \$127.4m (as per Member's Balance and Cash Flow) (2018: net distribution of \$86.5m) during the calendar year.

17. Off-balance sheet arrangements

The syndicate benefits from collateral pledged by ceded reinsurance counterparties, which is not held on the balance sheet. The collateral is held in segregated funds, and acts as additional security in the event of failure of those counterparties to meet their contractual obligations.

The syndicate has not been party to any other arrangements, which is not reflected in its statement of financial position, where material risk and benefits arise for the syndicate.

Notes to the Financial Statements (continued)

18. Ultimate parent company

The ultimate parent company of both LCCL and LMAL is Liberty Mutual Holding Company Inc. of Boston, 175 Berkeley Street, Boston, Massachusetts 02117, U.S.A. a company incorporated in the United States of America. The smallest higher group of companies for which group accounts are drawn up, and of which these companies are members, is Liberty International Holdings LLC.

Copies of the group accounts of Liberty International Holdings Inc., Liberty International Holdings LLC and Liberty Mutual Holding Company Inc. are available from the company's office, 175 Berkeley Street, Boston, Massachusetts 02117, U.S.A.

Appendix 4 (including restatement of 2018)

**SYNDICATE ANNUAL ACCOUNTS AND LLOYD'S ANNUAL RETURN
31 DECEMBER 2019**


Syndicate No: 4472


Statement by the managing agent to the Council of Lloyd's

In accordance with Lloyd's Market Bulletin dated 11 December 2019, "2019 Syndicate Report and Accounts", we confirm that the disclosures in column C of QMA001 and QMA002 of the Annual Return as submitted to Lloyd's on 13 February 2020 agree with those for the 2019 profit and loss account, balance sheet, and related notes of the syndicate annual accounts as at 31 December 2019. Furthermore, the restated 2018 comparative figures in column C of QMA190 and QMA290 of the Annual Return agree with those for the restated 2018 profit and loss account and balance sheet in the syndicate annual accounts as at 31 December 2019.

We also confirm the syndicate annual accounts either have positive disclosure or have no positive disclosure as follows:

	Positive disclosure	No positive disclosure
Off balance sheet arrangements – Lloyds Regulations 2008, Schedule 1, para 7	<input type="checkbox"/>	<input checked="" type="checkbox"/>
Related party transactions that have not been concluded under normal market conditions – Reporting Regulations 2008, Schedule 3, para 90	<input type="checkbox"/>	<input checked="" type="checkbox"/>

Signed  Finance Director
 Name STEVE MCMURRAY (BLOCK CAPITALS)

Signed  Director
 Name JANE WARDEN (BLOCK CAPITALS)

On behalf of Liberty Managing Agency Limited Managing Agent

Date 5 March 2020

**SYNDICATE ANNUAL ACCOUNTS AND SYNDICATE UNDERWRITING YEAR ACCOUNTS
31 DECEMBER 2018**

Syndicate No: 4472

Managing Agent: Liberty Managing Agency Limited

In respect of the above syndicate:

I confirm that the version of the 31 December 2019 syndicate annual accounts submitted to Lloyd's in electronic PDF file format, via the Lloyd's Secure Store Syndicate Reports and Accounts website on or before 5 March 2020, is identical to the hardcopy signed version of the syndicate annual accounts submitted to Lloyd's Market Finance Department on or before 5 March 2020.

and either:

~~*I confirm that the version of the 31 December 2019 syndicate underwriting year accounts submitted to Lloyd's in electronic PDF file format, via the Lloyd's Secure Store Syndicate Reports and Accounts website on or before 5 March 2020, is identical to the hardcopy signed version of the syndicate underwriting year accounts submitted to Lloyd's Market Finance Department on or before 5 March 2020.~~

or

*I confirm that no syndicate underwriting year accounts have been produced for this syndicate because either the syndicate has no year that has reached the normal date of closure or because all members have agreed that no underwriting year accounts are required.

Signed 

Director / Compliance Officer

Name STEVE MCMURRAY

(BLOCK CAPITALS)

Date 5 March 2020

*Delete as appropriate

This form is to be signed and dated by a Director or compliance officer and returned to Scott Gomes, Market Finance G4, 1 Lime Street, London, EC3M 7HA, by Thursday 5 March 2020.

SYNDICATE ANNUAL ACCOUNTS AND LLOYD'S ANNUAL RETURN

31 DECEMBER 2019

Syndicate No: 4472

Managing Agent: Liberty Managing Agency Limited

Report of the independent auditors to the Council of Lloyd's

We have reviewed the statement dated 5 March 2020 by the managing agent.

This report is made solely to the addressees in accordance with Lloyd's Market Bulletin ref: Y5269 dated 11 December 2019 entitled "2019 syndicate report and accounts" ("the Instructions"). Our work has been undertaken so that we might state to the addressees of this report those matters which we are required to state in this report by the Instructions and for no other purpose. To the fullest extent permitted by law, we do not accept or assume any responsibility to anyone other than the addressees of this report, for our work, for this report, or for the opinions we have formed.

Our opinion dated 5 March 2020 on the syndicate annual accounts was not qualified.

There are no additional matters referred to in that opinion which have not been referred to in our opinion dated 5 March 2020 on the 2019 Calendar year information in the Annual Return.

Opinion

In our opinion:

- a) the statement dated 5 March 2020 has been properly prepared by the managing agent; and
- b) it was not unreasonable for the managing agent giving the statement to have made the statements therein.

Ernst & Young LLP

Ernst & Young LLP
Recognised auditors approved by the Council of Lloyd's
London

Date: *5 March 2020*